

	TIME	PARTS		TIME	PARTS
-A-			-E-(CONT.)		
Accessories.....	34-70	34-71	Mountings.....	34-16	34-17
Air Cleaner.....	34-4	34-4	Oil Pan.....	34-16	34-17
Air Conditioner.....	34-14	34-15	Oil Pump.....	34-16	34-17
Air Pump (A.I.R.).....	34-4	34-5	Piston.....	34-16	34-17
Alternator.....	34-9	34-9	Piston Rings.....	34-16	34-17
Charge Indicator.....	34-10		Piston & Ring Combinations	34-17	
Antenna.....	34-70	34-71	Timing Belt.....	34-16	34-17
Automatic Trans.....	34-46	34-46	Valve Grind Combinations..	34-16	
Axle Shaft.....	34-65	34-65	Valve Lifters.....	34-16	34-17
Axle Shaft Bearing.....	34-65	34-65	Valve Retainers.....	34-16	34-17
			Valves.....	34-16	34-17
			Valve Seals.....	34-16	34-17
			Valve Springs.....	34-16	34-17
-B-			ENGINE - 4 CYLINDER, DUAL OVERHEAD CAM		
Ball Joints.....	34-58	34-58	Assembly.....	34-19	34-21
Battery Cables.....	34-10	34-11	Bearings		
Belts.....	34-4		Connecting Rods.....	34-19	34-21
Blower Motor.....	34-14	34-15	Crankshaft Main.....	34-19	34-21
Brake Combinations.....	34-55		Block.....	34-19	34-21
Brakes.....	34-55	34-56	Camshaft.....	34-19	34-21
			Connecting Rods.....	34-19	34-21
-C-					
Cables (Battery).....	34-10	34-11	Crankshaft.....	34-19	34-21
Cables (Ignition).....	34-4		Crankshaft Pulley.....	34-19	34-21
Caliper (Brake).....	34-55	34-56	Cylinder Head.....	34-19	34-21
Camshaft.....	See Engine		Flywheel.....	34-19	34-21
Catalytic Converter.....	34-6	34-7	Mountings.....	34-19	34-21
Chassis Lubrication.....	34-4		Oil Pan.....	34-19	34-21
Clutch.....	34-30	34-31	Oil Pump.....	34-19	34-21
Coil (Ignition).....	34-4	34-5	Piston.....	34-19	34-21
Condenser (A/C).....	34-14	34-15	Piston Rings.....	34-19	34-21
Condenser (Distributor).....	34-4	34-5	Piston & Ring Combinations	34-20	
Connecting Rods.....	See Engine		Timing Belt.....	34-19	34-21
Control Arm (Suspension)			Valve Grind Combinations..	34-20	
Front.....	34-58	34-58	Valve Lifters.....	34-19	34-21
Rear.....	34-65	34-65	Valve Retainers.....	34-19	34-21
Cooling System.....	34-12	34-13	Valves.....	34-19	34-21
Core Plugs (Water).....	34-13	34-13	Valve Seals.....	34-19	34-21
Crankshaft.....	See Engine		Valve Springs.....	34-19	34-21
C.V. Joints & Boots.....	34-65	34-65			
			ENGINE - 6 CYLINDER		
-D-			Assembly.....	34-22	34-23
Dash Gauges.....	34-10	34-11	Bearings		
Differential			Connecting Rods.....	34-22	34-23
Manual Trans.....	34-31	34-31	Crankshaft Main.....	34-22	34-23
Automatic Trans.....	34-46	34-46	Block.....	34-22	34-23
Direction Signal Switch.....	34-10	34-11	Camshaft.....	34-22	34-23
Disc (Brake).....	34-55	34-56	Connecting Rods.....	34-22	34-23
Distributor (Ignition).....	34-4	34-5	Crankshaft.....	34-22	34-23
Door Locks.....	34-69	34-70	Cylinder Head.....	34-22	34-23
Door Striker.....	34-69	34-70	Mountings.....	34-22	34-23
Drive Axle.....	34-65	34-65	Oil Pump.....	34-22	34-23
Drum (Brake).....	34-55	34-56	Piston.....	34-22	34-23
			Piston Rings.....	34-22	34-23
-E-			Piston & Ring Combinations	34-23	
E.G.R. System.....	34-4	34-5	Rocker Arm.....	34-22	
Electronic Fuel Control.....	34-6	34-7	Rocker Arm Shaft.....	34-22	
Electronic Ignition.....	34-4	34-5	Timing Chain.....	34-22	34-23
Emission Controls.....	34-4	34-5	Valve Grind Combinations..	34-23	
			Valve Retainers.....	34-23	34-23
ENGINE - 4 CYLINDER, SINGLE OVERHEAD CAM			Valves.....	34-23	34-23
Assembly.....	34-16	34-17	Valve Seals.....	34-23	34-23
Bearings					
Connecting Rods.....	34-16	34-17	ENGINE - 8 CYLINDER, 16 VALVE		
Crankshaft Main.....	34-16	34-17	Assembly.....	34-25	34-26
Block.....	34-16	34-17	Bearings		
Camshaft.....	34-16	34-17	Connecting Rods.....	34-25	34-26
Connecting Rods.....	34-16	34-17	Crankshaft Main.....	34-25	34-26
Crankshaft.....	34-16	34-17	Block.....	34-25	34-26
Crankshaft Pulley.....	34-16	34-17	Camshaft.....	34-25	34-26
Cylinder Head.....	34-16	34-17			
Flywheel.....	34-16	34-17			

CONTINUED ON NEXT PAGE

	TIME	PARTS		TIME	PARTS
-E- (CONT.)			-H-		
Connecting Rods.....	34-25	34-26	Hand Brake.....	34-55	34-56
Crankshaft.....	34-25	34-26	Harmonic Balancer.....	See Engine	
Crankshaft Pulley.....	34-25	34-26	Headlamps.....	34-10	34-11
Cylinder Head.....	34-25	34-26	Heater.....	34-14	34-15
Mountings.....	34-25	34-26	Horn.....	34-10	34-11
Oil Pan.....	34-25	34-26	Hose		
Oil Pump.....	34-25	34-26	Air Conditioner.....	34-14	
Piston.....	34-25	34-26	Radiator.....	34-13	34-13
Piston Rings.....	34-25	34-26			
Piston & Ring Combinations	34-26		-I-		
Timing Belt.....	34-25	34-26	Ignition Coil.....	34-4	34-5
Valve Grind Combinations..	34-25		Ignition Lock.....	34-69	34-70
Valve Lifters.....	34-25	34-26	Ignition Switch.....	34-4	34-5
Valve Retainers.....	34-25	34-26	Ignition System.....	34-4	34-5
Valves.....	34-25	34-26	Ignition Tune-up.....	34-4	
Valve Seals.....	34-25	34-26	Injectors (Fuel).....	34-6	34-7
Valve Springs.....	34-25	34-26	Instrument Circuit Board....	34-10	
Vibration Damper.....	34-26	34-26	Instruments.....	34-10	34-11
			Intake Manifold.....	34-6	34-7
			Intake Manifold Gasket.....	34-6	34-7
ENGINE - 8 CYLINDER, 32 VALVE			-L-		
Assembly.....	34-28	34-28	Lamps.....	34-10	34-11
Bearings			Lifters (Valve).....	See Engine	
Connecting Rods.....	34-28	34-28	Light Switch.....	34-10	34-11
Crankshaft Main.....	34-28	34-28	Locks.....	34-69	34-70
Block.....	34-28	34-28	Lubrication (Chassis).....	34-4	
Camshaft.....	34-28	34-28			
Connecting Rods.....	34-28	34-28	-M-		
Crankshaft.....	34-28	34-28	MacPherson Strut.....	34-58	34-58
Crankshaft Pulley.....	34-28	34-28	Main Bearings.....	See Engine	
Cylinder Head.....	34-28	34-28	Maintenance.....	34-4	34-4
Mountings.....	34-28	34-28	Manifold		
Oil Pan.....	34-28	34-28	Exhaust.....	34-6	34-7
Oil Pump.....	34-28	34-28	Intake.....	34-6	34-7
Piston.....	34-28	34-28	Manual Steering.....	34-63	34-63
Piston Rings.....	34-28	34-28	Manual Trans.....	34-31	34-31
Piston & Ring Combinations	34-28		Master Cylinder (Brake)....	34-55	34-56
Timing Belt.....	34-28	34-28	Motor Mounts.....	See Engine	
Valve Grind Combinations..	34-28		Motors		
Valve Lifters.....	34-28	34-28	Blower.....	34-14	34-15
Valve Retainers.....	34-28	34-28	Fan.....	34-13	
Valves.....	34-28	34-28	Headlamp.....	34-10	34-11
Valve Seals.....	34-28	34-28	Starter.....	34-8	34-8
Valve Springs.....	34-28	34-28	Windshield Wiper.....	34-10	34-11
Vibration Damper.....	34-28	34-28	Muffler.....	34-6	34-7
Exhaust Manifold.....	34-6	34-7			
Exhaust Manifold Gasket.....	34-6		-O-		
Exhaust System.....	34-6	34-7	Oil Change.....	34-4	
			Oil Filter.....	34-4	34-4
			Oil Gauge.....	34-10	34-11
			Oil Pan.....	See Engine	
			Oil Pump.....	See Engine	
-F-			-P-		
Fan Clutch.....	34-13	34-13	Parking Brake.....	34-55	34-56
Fan Motor.....	34-13	34-13	Pilot Bearing (Clutch).....	34-30	34-31
Flasher.....	34-10	34-11	Piston & Ring Combinations..	See Engine	
Flywheel.....	34-30	34-31	Piston Rings.....	See Engine	
Freeze Plugs.....	34-13		Pistons.....	See Engine	
Front End Adjustments.....	34-58		Points (Ignition).....	34-4	34-5
Front Suspension.....	34-58	34-58	Power Brake.....	34-55	34-56
Front Wheel Brg.....	34-58	34-58	Power Steering.....	34-64	34-64
Fuel Filter.....	34-4	34-4	Pumps		
Fuel Gauge.....	34-10	34-11	Air (A.I.R.).....	34-4	34-5
Fuel Injection.....	34-6	34-7	Fuel.....	34-6	34-7
Fuel Pump.....	34-6	34-7	Oil.....	See Engine	
Fuel Tank.....	34-6	34-7	Power Steering.....	34-64	34-64
Fuel Tank Send Unit.....	34-10	34-11	Water.....	34-13	34-13
			Push Rods.....	See Engine	
-G-					
Gauges.....	34-10	34-11			
Gearshift.....	34-31				
Generator (Alternator).....	34-9	34-9			

CONTINUED ON NEXT PAGE

	TIME	PARTS		TIME	PARTS
-R-			-S- (CONT.)		
Rack & Pinion.....	See	Steering Gear	Stoplight.....	34-10	
Radiator.....	34-13	34-13	Temperature Sender.....	34-10	34-11
Radiator Hose.....	34-13	34-13	Turn signal.....	34-10	34-11
Radio.....	34-70		Window.....	34-69	
Rear Axle.....	34-65	34-65	Windshield Wiper.....	34-10	34-11
Rear Suspension.....	34-65	34-65	-T-		
Rear Wheel Bearing.....	34-65	34-65	Tachometer.....	34-10	
Regulator (Window).....	34-69	34-70	Tappets (Valve).....	See Engine	
Regulator (Voltage).....	34-9	34-9	Temperature Gauge.....	34-10	34-11
Release Bearing (Clutch)....	34-30	34-31	Thermostat.....	34-13	34-13
Resistor (Ignition).....	34-4	34-5	Throw Out Bearing.....	34-30	34-31
Rings (Piston).....	See Engine		Timing Belt.....	See Engine	
Rocker Arm (Valve).....	See Engine		Timing Chain.....	See Engine	
Rod Bearings.....	See Engine		Timing Gears.....	See Engine	
-S-			Timing Sprocket.....	See Engine	
Seals			Torsion Bar		
Front Wheel Bearing.....	34-58	34-58	Front.....	34-58	34-58
Valve (Engine).....	See Engine		Rear.....	34-65	34-65
Shock Absorber			Transmission		
Front.....	34-58	34-58	Manual.....	34-31	34-31
Rear.....	34-65	34-65	Automatic.....	34-46	34-46
Smog System.....	34-4	34-5	Transmission Mount.....	See Engine	Mount
Spark Plugs.....	34-4	34-5	Trunk Lock.....	34-69	34-70
Speedometer.....	34-10	34-11	Tune-up (Engine).....	34-4	
Spindle, Wheel.....	34-58	34-58	Turbocharger.....	34-6	34-7
Spring			Turn Signal Switch.....	34-10	34-11
Front.....	34-59	34-59	-V-		
Rear.....	34-68	34-68	Vacuum Advance.....	34-4	
Stabilizer Bar			Valve Grind Combinations....	See Engine	
Front.....	34-58	34-58	Valve Lifters.....	See Engine	
Rear.....	34-65	34-65	Valves (Engine).....	See Engine	
Starter.....	34-8	34-8	Valve Train.....	See Engine	
Steering Gear			Vibration Damper.....	See Engine	
Manual.....	34-63	34-63	Voltage Regulator.....	34-9	34-9
Power.....	34-64	34-64	Voltmeter.....	34-10	34-11
Steering Knuckle.....	34-59	34-59	-W-		
Steering Linkage.....	34-63	34-63	Water Pump.....	34-13	34-13
Steering Pump.....	34-64	34-64	Wheel.....	34-4	
Striker Plates.....	34-69	34-70	Wheel Alignment		
Suspension			911.....	34-58	
Front.....	34-58	34-58	924.....	34-59	
Rear.....	34-65	34-65	944.....	34-61	
Switches			928.....	34-60	
Air Conditioner.....	34-14	34-15	Wheel Bearing		
Back-up Lamp.....	34-10	34-11	Front.....	34-58	34-59
Dimmer Switch.....	34-10	34-11	Rear.....	34-65	34-65
Door Jamb.....	34-10	34-11	Window Defogger.....	34-70	34-71
Headlamp.....	34-10	34-11	Window Regulator.....	34-69	34-70
Heater.....	34-14		Windshield Wiper.....	34-10	34-11
Ignition.....	34-4	34-5			
Neutral Safety.....	34-10				
Oil Pressure.....	34-10	34-11			

(GROUP 1)

MAINTENANCE & LUBRICATION

(GROUP 1)

Time

OPERATION INDEX	
Chassis Lubrication	1
Oil & Filter, Renew	2
Oil Change	3
Oil Filter, Renew	4
Air Filter Element, Service Or Renew	5
Fuel Filter, Renew	6
Belts, Adjust	7
Belts, Renew	8
Cooling System Service	9
Wheel Bearings, Repack	10
Rotate Wheels	11
Automatic Transaxle, Fluid Change	12
Automatic Transaxle, Tune-Up	13
Manual Transaxle, Fluid Change	14

1-CHASSIS LUBRICATION (C) <i>Includes: Lubricate All Fittings, Inspect & Correct All Fluid Levels & Tire Pressure.</i>	0.5
1983-89	0.5
2-OIL & FILTER, RENEW (C)	0.4
1983-89	0.4
3-OIL CHANGE (C) <i>Does Not Include: Filter.</i>	0.3
1983-89	0.3
4-OIL FILTER, RENEW (C) <i>Filter Only.</i>	0.2
1983-89 (0.2)	0.2
5-AIR FILTER ELEMENT, SERVICE OR RENEW (C)	0.3
1983-87 (0.2)	0.3
1988-89	0.3
911 (0.2)	0.3

924 (0.3)	0.5
944 (0.3)	0.5
928 (0.2)	0.3
6-FUEL FILTER, RENEW (C)	
911	
1983 (0.5)	0.8
1984-89 (0.3)	0.5
924	
1983-87 (0.3)	0.5
1988 (0.4)	0.7
928 (0.6)	0.9
944 (0.4)	0.7
7-BELTS, ADJUST (C)	
One	0.3
Each Additional	0.2
8-BELTS, RENEW (C)	
FAN BELT	
911	
W/O AC (0.2)	0.4
W/AC (0.6)	0.9
924 (0.5)	0.8
928	
1983-86 (0.4)	0.7
1987-89 (0.6)	0.9
944 (0.5)	0.8
POWER STEERING	
1983-89 (0.4)	0.7
AIR CONDITIONING	
911 (0.3)	0.5
924, 928, 944 (0.5)	0.8
AIR PUMP	
911 (0.2)	0.4
924 (0.7)	1.0
928 (0.7)	1.0

9-COOLING SYSTEM SERVICE (C) <i>Includes: Pressure Test System For Leaks, Check Thermostat & Heater Operation, Check All Hoses & Belts, Drain & Flush System And Add Coolant.</i>	1.0
1983-89	1.0
10-WHEEL BEARINGS, REPACK (B)	
911, 924, 944	
One Side	0.8
Both Sides	1.5
928	
One Side	0.9
Both Sides	1.7
11-ROTATE WHEELS (C)	
4 Wheels (0.5)	0.5
5 Wheels	0.6
12-AUTOMATIC TRANSAXLE, FLUID CHANGE (B) <i>Includes: R&R Oil Pan & Service Filter.</i>	
924, 944 (0.8)	1.3
928 (1.0)	1.5
13-AUTOMATIC TRANSAXLE, TUNE-UP (B) <i>Includes: R&R Oil Pan, Service Filter And Make All Necessary Adjustments.</i>	
924, 944	1.8
928	2.0
14-MANUAL TRANSAXLE, FLUID CHANGE (C)	
1983-89	0.5

Parts

PARTS INDEX	
Oil Filter Element	1
Air Filter Element	2
Fuel Filter	3
1-OIL FILTER ELEMENT	
911	93010776400 12.85
924	
1986-88	94410720103 9.20
928	92810720103 17.95
944	94410720103 9.20
2-AIR FILTER ELEMENT	
911	
1983	
w/o Turbo	91111018502 20.95

w/Turbo	93011018501 24.20
1984-89	
w/o Turbo	93011039300 14.15
w/Turbo	93011018501 24.20
924	
1986-88	94411018603 11.85
928	
1983-89	92811018502 43.90
944	
1983-89	
W/O Turbo	94411018603 11.85
W/Turbo	95111012101 16.55
3-FUEL FILTER	
911	
1983	91120114100 18.55

1984-89		
Front	91120114100	18.55
Rear		
W/O Turbo	92811025300	22.15
W/Turbo	92811014705	25.60
924		
1986-88	92811025300	22.15
928		
1983	92811014704	25.60
1984-89	92811025300	22.15
944		
1983-88		
W/o S	92820108104	37.80
W/S	92811025300	22.15
1989	92811025300	22.15

(GROUP 2)

TUNE UP, IGNITION & EMISSION SYSTEM

(GROUP 2)

Time

OPERATION INDEX	
Ignition System Analysis	1
Emission System Analysis	2
Ignition Tune-Up (Electronic Ignition)	3
Ignition Tune-Up (Point Type Ignition)	4
Spark Plugs, R&R Or Renew	5
Ignition Timing, Adjust	6
Compression Test	7
Distributor, R&R Or Renew	8
Distributor Cap & Rotor, Renew	9
Points & Condenser, Renew	10
Distributor Advance, Renew	11
Electronic Ignition Components, Renew	12
Ignition Coil, Renew	13
Ignition Cable Set, Renew	14
Ignition Resistor, Renew	15
Ignition Switch, Renew	16
EGR System Components, Renew	17
Vapor Canister, Renew	18
Vapor Canister Filter, Renew	19
Check Valve, Renew	20
A.I.R. Pump, Renew	21
A.I.R. Pump Drive Belt, Adjust Or Renew	22
Diverter Valve, Renew	23

Anti-Backfire Valve, Renew	24
Air Pump Filter, Renew	25
1-IGNITION SYSTEM ANALYSIS (B)	
<i>Includes: Check Ignition Timing & Fuel Adjustments.</i>	
1983-89	0.6
2-EMISSION SYSTEM ANALYSIS (B)	
<i>Includes: Time To Hook-Up And Disconnect Test Equipment And Perform Test. Does Not Include: Time To Perform Pinpoint Test Or Re-Test Upon Completion Of Repair.</i>	
1983-89	0.8
3-IGNITION TUNE-UP (ELECTRONIC IGNITION) (B)	
<i>Includes: Renew & Adjust Spark Plugs, Inspect Distributor Cap, Rotor & Ignition Cables, Service</i>	
<i>Or Renew Air & Fuel Filter. Adjust Ignition Timing And Check Advance. Make Necessary Fuel Adjustments. Service Battery. Does Not Include: Adjust Belts, See Maintenance & Lubrication.</i>	
4 Cyl	1.3
6 Cyl	1.7
8 Cyl	1.9
-NOTE-	
<i>To Check Compression, Add</i>	
4 Cyl	0.2
6 Cyl	0.3
8 Cyl	0.4
W/AC, Add	0.4
<i>To Analyze Emission System, Add</i>	
<i>To Tighten Manifold Or Carb Mounting Bolts, Add</i>	0.2
W/Turbo, Add	0.2
<i>To Road Test, Add</i>	0.2
4-IGNITION TUNE-UP (POINT TYPE IGNITION) (B)	
<i>Includes: Renew & Adjust Points, Condenser &</i>	

<i>Or Renew Air & Fuel Filter. Adjust Ignition Timing And Check Advance. Make Necessary Fuel Adjustments. Service Battery. Does Not Include: Adjust Belts, See Maintenance & Lubrication.</i>	
4 Cyl	1.3
6 Cyl	1.7
8 Cyl	1.9
-NOTE-	
<i>To Check Compression, Add</i>	
4 Cyl	0.2
6 Cyl	0.3
8 Cyl	0.4
W/AC, Add	0.4
<i>To Analyze Emission System, Add</i>	
<i>To Tighten Manifold Or Carb Mounting Bolts, Add</i>	0.2
W/Turbo, Add	0.2
<i>To Road Test, Add</i>	0.2
4-IGNITION TUNE-UP (POINT TYPE IGNITION) (B)	
<i>Includes: Renew & Adjust Points, Condenser &</i>	

(CONTINUED)

**TUNE UP, IGNITION & EMISSION SYSTEM-
Time Cont'd**

Spark Plugs. Inspect Distributor Cap, Rotor & Ignition Cables, Service Or Renew Air & Fuel Filter. Adjust Ignition Timing And Check Advance. Make Necessary Fuel Adjustments. Service Battery. Does Not Include: Adjust Belts, See Maintenance & Lubrication.

911, 924	1.9
-NOTE-	
To Check Compression, Add	0.3
W/AC, Add	0.4
To Analyze Emission System, Add	0.8
To Tighten Manifold Or Carb Mounting Bolts, Add	0.2
W/Turbo, Add	0.2
To Road Test, Add	0.2

5-SPARK PLUGS, R&R OR RENEW (B)

911	
1983 (0.5)	0.8
1984-89 (0.7)	1.0
924, Exc (0.3)	0.5
Turbo (0.4)	0.7
928	
2 Valve Engine (0.6)	0.9
4 Valve Engine (1.0)	1.3
944 (0.3)	0.5

6-IGNITION TIMING, ADJUST (B)

Includes: Adjust Idle Speed.

1983-89 (0.2)	0.4
---------------	-----

7-COMPRESSION TEST (B)

Includes: R&R Spark Plugs.

911	
1983	1.1
1984-89	1.3
924, Exc	0.8
Turbo	1.7
928	
2 Valve Engine	1.2
4 Valve Engine	1.6
944	0.8

8-DISTRIBUTOR, R&R OR RENEW (B)

Includes: Adjust Ignition Timing.

911, Exc (0.3)	0.8
Turbo (0.6)	1.1
924, Exc (0.5)	1.0
Electronic Ignition (0.4)	0.9

928 (0.6)	1.1
944 (0.4)	0.9

9-DISTRIBUTOR CAP & ROTOR, RENEW (B)

911 (0.3)	0.5
924 (0.2)	0.4
928 (0.3)	0.5
944 (0.2)	0.4

10-POINTS & CONDENSER, RENEW (B)

Includes: Adjust Ignition Timing.

911 (0.3)	0.7
924 (0.5)	0.9

11-DISTRIBUTOR ADVANCE, RENEW (B)

Includes: Adjust Ignition Timing.

924 (0.5)	0.8
928 (0.4)	0.7

12-ELECTRONIC IGNITION COMPONENTS, RENEW (B)

CONTROL UNIT

911 (0.4)	0.7
924 (0.3)	0.5
928 (0.4)	0.7
944, Exc (0.3)	0.5
Turbo (0.6)	0.6

13-IGNITION COIL, RENEW (B)

911 (0.3)	0.5
924 (0.3)	0.5
928	
One (0.4)	0.7
Both (0.7)	1.2
944 (0.3)	0.5

14-IGNITION CABLE SET, RENEW (B)

911 (0.9)	1.2
924 (0.7)	1.0
928 (0.5)	0.8
944 (0.7)	1.0

15-IGNITION RESISTOR, RENEW (B)

928 (0.3)	0.5
-----------	-----

16-IGNITION SWITCH, RENEW (B)

911 (0.9)	1.4
924 (0.7)	1.2
928 (1.2)	1.7

944 (0.8)	1.3
-----------	-----

17-EGR SYSTEM COMPONENTS, RENEW (B)

EGR VALVE

911 (0.4)	0.7
924 (0.4)	0.7
928 (1.0)	1.3

THERMOVALVE

924 (0.2)	0.3
-----------	-----

VACUUM TANK

924 (0.3)	0.5
-----------	-----

VACUUM BOOSTER

924 (0.2)	0.3
-----------	-----

18-VAPOR CANISTER, RENEW (B)

1983-87

911	0.4
924, Exc (0.2)	0.4
Turbo (0.3)	0.5
928 (0.3)	0.5
944 (0.3)	0.5

1988-89

911	0.4
924 (0.3)	0.5
928 (0.7)	1.0
944 (0.8)	1.1

19-VAPOR CANISTER FILTER, RENEW (B)

1983-89 (0.2)	0.4
---------------	-----

20-CHECK VALVE, RENEW (B)

924 (0.2)	0.4
928 (0.5)	0.8

21-A.I.R. PUMP, RENEW (B)

911, Exc (0.3)	0.7
Turbo (1.3)	1.8
924 (1.2)	1.7
928 (1.3)	1.8

22-A.I.R. PUMP DRIVE BELT, ADJUST OR RENEW (C)

See Maintenance & Lubrication.

23-DIVERter VALVE, RENEW (B)

1983-89 (0.2)	0.4
---------------	-----

24-ANTI-BACKFIRE VALVE, RENEW (B)

1983-89 (0.3)	0.5
---------------	-----

25-AIR PUMP FILTER, RENEW (B)

911 (0.3)	0.5
-----------	-----

Parts

PARTS INDEX

Distributor Assy	1
Distributor Cap	2
Distributor Rotor	3
Ignition Point Set	4
Condenser	5
Electronic Ignition Control Unit	6
Ignition Coil	7
Ignition Resistor	8
Ignition Switch	9
EGR Valve	10
A.I.R. Pump	11
A.I.R. Diverter Valve	12

1-DISTRIBUTOR ASSEMBLY

911	
1983	93060202106 577.20
1984	
w/o Turbo	93060292300 487.95
w/Turbo	93060210300 .00
1985-86	
Standard	93060202300 351.70
Turbo	93060210300 .00
1987-89	
Standard	93060202300 351.70
Turbo	93060210400 443.20
924	
1986-88	
w/o Turbo	477905203 361.50
w/Turbo	93160214100 219.30
928	92860203207 473.10

2-DISTRIBUTOR CAP

911	
1983	93060290400 12.40
1984-89	
w/o Turbo	93060291900 49.25
w/Turbo	93060290400 12.40

924	
1986-88	94460225100 53.25
928	
1982-84	92860290200 64.70
1985-89	92860221101 57.95
944	
W/o S	94460225100 53.25
W/S	92860221101 57.95

3-DISTRIBUTOR ROTOR

911	
1983	93060290200 7.85
1984-85	
w/o Turbo	93060290201 14.80
w/Turbo	93060290101 24.55
1986-89	
Standard	93060290201 14.80
Turbo	93060290200 7.85
924	
1986-88	94460290100 34.35
928	
1982-84	92860290403 13.91
1985-86	
Manual Trans, Exc	92860221301 37.25
From Eng. 00069	92860221300 37.75
Auto Trans, Exc	92860221301 37.25
From Eng. 05077	92860221300 37.75
1987-89	92860221300 37.75
944	
W/o S	94460290100 34.35
W/S	94460221300 38.75

4-IGNITION POINT SET

924	059998051B 5.60
-----	-----------------

5-CONDENSER

911	90160296100 12.45
924	060905295 5.20

6-ELECTRONIC IGNITION CONTROL UNIT

911	
1983-86	
Federal	91161710300 472.95
California	91161710301 508.95
1987-89	93060270200 684.10

924	
1986-87	94461812104 953.90
1988	94461812105 953.90
928	
1983	92860270202 505.83
1984	92861810604 1119.75
1985-86	92861812405 939.45
1987	92861812411 918.25
1988-89	92861812415 785.30
944	
1983-84	94461811101 1592.95
1985-89	
Standard	94461812104 953.90
Turbo	95161812102 1119.75
S model	94461812401 1119.75

7-IGNITION COIL

911	
1983	90160250200 72.75
1984-89	
w/o Turbo	94460211500 59.50
w/Turbo	90160250200 72.75
924	
1986-88	94460211500 59.50
928	
1983-84	92860250300 50.90
1985-89	94460211500 59.50
944	94460211500 59.50

(CONTINUED)

**TUNE UP, IGNITION & EMISSION SYSTEM-
Parts Cont'd**

8-IGNITION RESISTOR		
0.4 Ohm	046905109	14.60
0.6 Ohm	046905109A	14.60

9-IGNITION SWITCH		
911		
1983	90161310300	26.40
1984-86	91161301701	32.74

1987-89	91161302903	27.95
924	111905865L	16.35
928	92861301701	43.60
944		
W/o S	111905865L	16.35
W/S	92860270601	126.40
10-EGR VALVE		
911	91111318301	299.75
11-A.I.R. PUMP		
911		

w/o Turbo	91111311103	711.95
w/Turbo	93011311401	694.80
924	047131021	354.55
928		
1983-89	92811301700	447.20
12-A.I.R. DIVERTER VALVE		
911		
1983-85	93011312700	208.70
1986-89	93011314701	208.70
924	047131109	152.75
928	93011314701	208.70

(GROUP 3)

FUEL & EXHAUST

(GROUP 3)

Time

OPERATION INDEX	
<i>Fuel System Service (Clean & Flush)</i>	1
<i>Fuel Pump, R&R Or Renew</i>	2
<i>Fuel Tank, Renew</i>	3
<i>Fuel Injection Components, Renew</i>	4
<i>Turbocharger Components, Renew</i>	5
<i>Exhaust Manifold Or Gasket, Renew</i>	6
<i>Exhaust System (Complete), Renew</i>	7
<i>Catalytic Converter, Renew</i>	8
<i>Exhaust Pipe, Renew</i>	9
<i>Muffler, Renew</i>	10

1-FUEL SYSTEM SERVICE (B)	
<i>Includes: R&R Transaxle On 924 & 944. R&R Fuel Tank, Blow Out Fuel Out Lines & Renew Filter.</i>	
911	3.0
924, Exc	4.1
5 Speed	6.1
928	3.8
944	7.2

2-FUEL PUMP, R&R OR RENEW (B)	
<i>Does Not Include: Drain & Refill Fuel Tank.</i>	
911 (0.7)	1.2
924 (0.7)	1.2
928 (0.7)	1.2
944, Exc (0.4)	0.8
From 2/85 (0.7)	1.2

3-FUEL TANK, RENEW (B)	
<i>Includes: R&R Transaxle On 924 & 944. Does Not Include: Drain & Refill Fuel Tank.</i>	
911 (1.5)	2.5
924 (4.6)	7.1
928 (2.3)	3.3
944 (5.8)	8.3

4-FUEL INJECTION COMPONENTS, RENEW (B)	
911 L-JETRONIC	
Fuel Pressure Check (0.6)	0.9
Adjust Idle Speed (0.2)	0.3
Induction Manifold	
W/O AC (3.7)	5.2
W/AC (4.0)	5.5
Control Unit (0.3)	0.5
Throttle Body (1.0)	1.5
Injectors	
One (0.9)	1.4
All (1.4)	2.4
Fuel Distribution Line (1.2)	1.7
Throttle Valve Switch (0.1)	0.2
Air Flow Meter (0.7)	1.2
Microswitch (0.2)	0.4
Pressure Limiter (0.7)	1.0
Pressure Regulator (0.3)	0.5
<i>After Induction Manifold Is Removed.</i>	
911 (0.2)	0.4
Voltage Supply Relay (0.2)	0.3
911 K-JETRONIC	
Fuel Pressure Check (0.5)	0.8
Mixture Regulator (0.9)	1.4
Injection Line	
One (0.4)	0.7
All (0.7)	1.2
Injector	
One (0.3)	0.5
All (0.5)	1.0
Adjust Throttle Valve (0.5)	0.8
Throttle Valve (1.0)	1.5
Hot Running Valve (0.3)	0.5
Warm-Up Control (0.4)	0.7
Cold Start Valve (0.6)	0.9
Auxiliary Air Valve (0.3)	0.5
Warm-Up Thermal Valve (0.5)	0.8
Auxiliary Air Valve (0.8)	1.1

Vacuum Limiter (0.5)	0.8
Microswitch (0.4)	0.7
Relay (0.2)	0.3
Induction Manifold (4.3)	5.8
924 K-JETRONIC	
Fuel Pressure Check (0.6)	0.9
Control Unit (0.2)	0.4
Throttle Valve Switch	
1 Switch (0.6)	0.9
2 Switches (0.7)	1.0
3 Switches (0.8)	1.3
Injection Lines	
One (0.4)	0.7
All (0.7)	1.2
Injectors	
One (0.3)	0.5
All (0.7)	1.2
Throttle Valve	
924, Exc (0.3)	0.8
Turbo (0.6)	1.1
Warm-Up Control	
924, Exc (0.5)	0.8
Turbo (1.2)	1.6
Cold Start Valve (0.3)	0.5
Temperature Time Switch	
924, Exc (0.5)	1.0
Turbo (1.8)	2.3
Auxiliary Air Valve	
924, Exc (0.3)	0.6
Turbo (0.7)	1.1
Vacuum Limiter	
924, Exc (0.3)	0.5
Turbo (0.9)	1.4
Air Flow Meter	
924, Exc (0.7)	1.2
Turbo (1.0)	1.5
Solenoid Valve (0.5)	0.8
Induction Manifold	
924, Exc (1.6)	3.1
Turbo (2.7)	4.2
924 L-JETRONIC	
Adjust Idle Speed (0.3)	0.5
Fuel Distribution Line (0.9)	1.4
Injectors	
All (0.8)	1.3
Throttle Valve (0.7)	1.2
Throttle Valve Switch (0.7)	1.0
Air Flow Meter (0.6)	0.9
Induction Manifold (1.6)	3.1
Auxiliary Air Damper (0.7)	1.2
Pressure Limiter (0.5)	0.8
Pressure Regulator (0.5)	0.8
Temperature Sensor (0.3)	0.5
Control Valve (0.3)	0.5
Electric Air Valve (0.3)	0.5
928 EXC K-JETRONIC	
Fuel Distribution Line	
One (1.8)	2.3
Both (2.0)	3.0
Injectors	
One (1.3)	1.8
All (2.1)	3.1
Throttle Valve	
2 Valve Engine (2.0)	2.5
4 Valve Engine (1.4)	1.9
Throttle Valve Switch	
2 Valve Engine (0.5)	0.8
4 Valve Engine (0.2)	0.4
Air Flow Meter (0.6)	0.9
Induction Manifold (1.4)	2.9
Vacuum Limiter (1.9)	2.9
Auxiliary Air Damper (0.8)	1.3
Idle Speed Adjuster (1.3)	1.8
Pressure Limiter (0.4)	0.6
Pressure Regulator	
One (0.6)	0.9
Both (0.9)	1.4

Cold Start Valve (0.8)	1.3
Temperature Sensor	
2 Valve Engine (0.5)	0.8
4 Valve Engine (0.2)	0.4
Control Unit (0.3)	0.5
Voltage Supply Relay (0.2)	0.4
Electric Air Valve (0.2)	0.4
928 K-JETRONIC	
Fuel Pressure Check (0.7)	1.0
Injection Lines	
One (0.6)	0.9
All (0.9)	1.4
Bottom Part Of Mixing Control (3.3)	4.8
Injectors	
One (0.4)	0.7
All (1.1)	1.6
Throttle Valve (2.3)	3.3
Warm-Up Control (0.3)	0.5
Cold Start Valve (0.6)	0.9
Temperature Time Switch (0.4)	0.7
Auxiliary Air Baffle (0.4)	0.7
Electromagnetic Valve (0.2)	0.4
Vacuum Limiter (0.4)	0.7
Fuel Divider (1.0)	1.5
Air Flow Meter (2.9)	3.9
Induction Manifold (2.1)	3.6
944 L-JETRONIC	
Adjust Idle Speed	
944, Exc (0.3)	0.5
Turbo (0.6)	0.9
Fuel Distribution Line (0.9)	1.4
Injectors	
All (0.8)	1.3
Throttle Valve (0.7)	1.2
Throttle Valve Switch (0.7)	1.0
Air Flow Meter (0.6)	0.9
Induction Manifold	
944, Exc (1.6)	3.1
Turbo (2.2)	3.7
Auxiliary Air Damper (0.7)	1.2
Pressure Limiter (0.5)	0.8
Pressure Regulator (0.5)	0.8
Temperature Sensor (0.3)	0.5
Control Valve (0.3)	0.5
Electric Air Valve (0.3)	0.5
5-TURBOCHARGER COMPONENTS, RENEW (B)	
TURBOCHARGER ASSY	
911 (4.3)	6.3
924 (6.4)	8.4
944 (7.9)	9.9
WASTEGATE (PRESSURE CONTROL VALVE)	
911 (1.4)	2.4
924 (2.5)	3.5
944	3.4
BLOW-OFF VALVE	
1983-89 (0.2)	0.4
TURBO AIR COOLER	
911	0.8
924 (0.6)	0.9
944	0.9
RELAY	
1983-89 (0.2)	0.4
OIL LINE	
1983-89 (0.6)	0.9
PRESSURE PIPE	
1983-89 (1.1)	1.6
SUCTION PIPE	
1983-89 (0.3)	0.5
PRESSURE SENSOR	
1983-89 (0.2)	0.4
OIL PUMP	
911	1.4

(CONTINUED)

FUEL & EXHAUST- Time Cont'd

OIL RESERVOIR	
911 (1.1)	1.6
6-EXHAUST MANIFOLD OR GASKET, RENEW (B)	
924	
After Engine Or Cylinder Head Are Removed For 924S & Turbo.	
1986-88 (0.4)	0.7
928	
With Engine Or Cylinder Head Removed.	
One (0.3)	0.5
Both (0.5)	1.0
944	
After Engine Or Cylinder Head Are Removed For Turbo.	
1983-89, Exc (2.5)	3.5
Turbo (0.4)	0.7

7-EXHAUST SYSTEM (COMPLETE), RENEW (C)

911, Exc (1.4)	2.4
Turbo	2.1
924 (0.6)	1.6
928, Exc (1.0)	2.0
928 S4 (1.3)	2.3
944, Exc (0.6)	1.6
Turbo (1.3)	2.3

8-CATALYTIC CONVERTER, RENEW (B)

911, Exc (1.3)	1.8
Turbo (1.1)	1.6
924 (1.8)	2.3
928, Exc (1.0)	1.5
928 S4 (1.7)	2.2
944, Exc (1.8)	2.3
Turbo (1.1)	1.6

9-EXHAUST PIPE, RENEW (B)

924	
1983-88 (1.8)	2.3
928	
1983-87	1.5
944	
1983-89 (1.8)	2.3
10-MUFFLER, RENEW (B)	
911	
Front (0.8)	1.3
Main, Exc (0.9)	1.4
Turbo (1.5)	2.0
924	
1986-88	
Front (1.8)	2.3
Rear (0.7)	1.2
928	
Front (1.0)	1.5
Rear (1.8)	2.3
944	
Front (1.8)	2.3
Rear (0.7)	1.2

Parts

PARTS INDEX

Fuel Pump	1
Fuel Tank	2
Fuel Injection Components, 911	3
Fuel Injection Components, 924	4
Fuel Inj Components, 928 1983-84	5
Fuel Inj Components, 928 1985-89	6
Fuel Injection Components, 944	7
Turbocharger, 911	8
Turbocharger, 944	9
Exhaust Manifold	10
Catalytic Converter	11
Muffler	12

1-FUEL PUMP

911	
1983	91160810202 245.09
1984-88	
Carrera	94460810204 249.15
Turbo	
Front	91160810202 245.09
Rear	93060811300 282.40
1989	
W/Turbo	
Front	91160810202 245.09
Rear	93060811300 282.40
W/O Turbo	94460810204 249.15
924	
1986-87	94460810205 244.30
1988	94460810202 .00
928	
1983-86	
In Line	
1983-86	92860810401 255.75
1987-89	92860810402 242.75
In Tank	92860810300 146.99
944	
Standard	94460810205 244.30
S	94460810203 249.15
Turbo	94460810204 249.15

2-FUEL TANK

911	93020101002 656.30
924	477201021F 978.75
928	92820100306 649.45
944	
1983-84	477201021F 978.75
1985-89	95120102101 757.70

3-FUEL INJECTION COMPONENTS, 911

AIR-FUEL CONTROL UNIT	
1983	
Air	91111097900 224.95
Fuel	911110971V 581.15
1984-85	
w/o Turbo	93060612300 329.74
w/Turbo	
Air	93011090700 2672.55
Fuel	93011090900 1071.99
1986-89	
w/o Turbo	93060612300 329.74
w/Turbo	
Air	93011092400 1359.99
Fuel	93011092300 1071.99

THROTTLE VALVE HOUSING

1983	93011024815 337.25
1984-86	93011051903 347.40
Turbo	

221 KW Starter	93011025008 223.10
209 KW Starter	93011025009 323.55
1987-89	
w/o Turbo	93011051903 347.40
w/Turbo	93011025009 323.55
INJECTOR VALVE	
1983	91111022501 32.22
1984-89	
w/o Turbo	93060612000 97.50
w/Turbo	93111022500 41.55
WARM UP REGULATOR	
1983-85	91160610508 183.45
1986-89	93060610505 219.85
THROTTLE VALVE SWITCH	
1983-86	94460611301 44.85
1987-89	
W/o Turbo	94460611301 44.85
W/Turbo	93160611901 55.85
VACUUM LIMITER	
1983	93011019000 60.50
1984-89	93011017300 70.30

4-FUEL INJECTION COMPONENTS, 924

INTAKE MANIFOLD	
1986-87	94411005109 502.50
1988	94411005202 426.15
INTAKE MANIFOLD GASKET	
1986-88	94411016300 .65
THROTTLE BODY & VALVE	
1986-88	
Manual Trans	94411009402 427.30
Auto Trans	94411009502 427.30
AIR FLOW SENSOR	
1986-88	94460612101 365.10
FUEL INJECTOR	
1986-88	93060612000 97.50
VACUUM LIMITER	
w/o Turbo	047131013A 41.70
w/Turbo	93011017300 70.30

5-FUEL INJ COMPONENTS, 928

1983-84	
INTAKE MANIFOLD	
1983-84	92811005602 212.50
THROTTLE VALVE	
1983	92811009011 362.35
STARTER VALVE	
1983-84	91160610701 47.95
AIR REGULATOR	
1983-84	92860610201 122.10
PRESSURE REGULATOR	
1983-84	92811019801 57.80
AIR FLOW SENSOR	
1983-84	92860612102 373.10
CONTROL UNIT	
1983	92861810604 1119.75
FUEL INJECTOR	
1983-84	92860611001 104.30
VACUUM LIMITER	
1983	92811017301 71.55

6-FUEL INJ COMPONENTS, 928

1985-89	
INTAKE DISTRIBUTOR HOUSING	
1985-86	
Cylinder 1-4	92811055402 749.75
Cylinder 5-8	92811005621 632.40
1987-89	92811009303 818.10

INTAKE MANIFOLD

1985-86	
Cylinder 1 & 2	92811063600 565.15
Cylinder 3 & 4	92811063601 537.80
Cylinder 5 & 6	92811063500 510.45
Cylinder 7 & 8	92811063501 565.15
1987-89	92811022800 3777.25
THROTTLE HOUSING	
1985-89	92811009914 339.55
AIR MASS SENSOR	
1985-89	92860614100 853.40
PRESSURE REGULATOR	
1985-86	92811019801 57.80
1987	92811019802 69.35
1988-89	92811019803 69.35
DIAPHRAGM DAMPER	
1985-86	
Front	92811020200 66.75
Rear	93011060200 52.15
1987-89	
Front	92811020201 64.15
Rear	93011060201 55.35
INJECTOR	
1985-86	92860612000 110.35
1987-89	92860611902 141.85

7-FUEL INJECTION COMPONENTS, 944

INTAKE MANIFOLD	
1983-87	
w/o S, Turbo	94411005109 502.50
w/S	94411005602 993.50
w/Turbo	95111005201 721.25
1988-89	
w/o S, Turbo	94411005202 426.15
w/S	94411005603 1021.30
w/Turbo	95111005201 721.25
THROTTLE HOUSING	
1983-84	94411009401 427.30
1985-86	
w/o Turbo	
Manual Trans	94411009402 427.30
Auto Trans	94411009502 427.30
w/S	94411008300 520.95
w/Turbo	95111009802 387.40
THROTTLE SWITCH	
1983-84	93160611900 71.90
1985-89	
w/o Turbo	94460611301 44.85
w/Turbo	95160611300 55.20
INJECTOR	
1983-84	94460611001 108.35
1985-89	
w/o Turbo	93060612000 97.50
w/S	94460611201 111.35
w/Turbo	95160611000 111.35
AIR REGULATOR	
1983	022906045A 44.85
ELECTRIC AIR VALVE	
1983	94460621500 66.75
DIAPHRAGM DAMPER	
1983-84	94411020100 47.55
1985-89	
w/o S	94411020103 49.25
w/S	94411020104 51.45
PRESSURE REGULATOR	
1983-84	94411019801 50.35

(CONTINUED)

FUEL & EXHAUST- Parts Cont'd

1985-87		
w/o S	94411019803	49.95
w/S	94411019804	42.20
1988-89		
w/o S	94411019805	52.05
w/S	94411019806	48.70
8-TURBOCHARGER, 911		
TURBOCHARGER ASSEMBLY		
1983-89	93012300301	1908.10
WASTE GATE		
1983-89	93012306012	997.70
9-TURBOCHARGER, 944		
TURBOCHARGER ASSEMBLY		
1986-89	95112313102	1539.50
10-EXHAUST MANIFOLD		
1983		
928		
Right	92811113903	331.60
Left	92811113700	205.80
944		
Inner	94411113302	98.65
Outer	94411113102	119.10
1984-89		
911		
w/o Turbo	93021102901	624.25
w/Turbo	93021103301	836.20
924		
1986-88		
Cylinder 1		
Cast	94411113102	119.10
Steel	94411112705	242.79
Cylinder 2		
Cast	94411113302	98.65
Steel	94411112904	202.85
928		
Right		
1984	92811114002	364.60
1985-86	928111114	330.43
1987-89	92811114506	644.80
Left		
1984	92811113908	364.60
1985-86	928111114	330.43
1987-89	92811114606	702.05
944		

1984		
Inner	94411113302	98.65
Outer	94411113102	119.10
1985-89		
w/o Turbo		
Cylinder 1 & 4		
Cast	94411113102	119.10
Steel	94411112705	242.79
Cylinder 2 & 3		
Cast	94411113302	98.65
Steel	94411112904	202.85
w/Turbo		
Cylinder 1 & 4	00004307601	1441.25
Cylinder 2 & 3	00004307601	1441.25
w/S		
Cylinder 1 & 4	94411118302	329.15
Cylinder 2 & 3	94411118402	315.30
11-CATALYTIC CONVERTER		
911		
1983-84	93011323009	1044.35
1985-86	93011323015	1009.55
1987-89		
w/o Turbo	93011323015	1009.55
w/Turbo	93011323500	1009.55
924		
1986-88	94411198903	790.99
928		
1983-84	92811321104	1946.65
1985-86	92811321200	1813.15
1987-89	92811321901	1817.95
944		
1983	94411198900	618.50
1984	94411198901	733.40
1985-89		
w/o Turbo	94411198903	790.99
w/S	94411108106	820.05
w/Turbo		
To Chassis	95GN154063	95111109408 1147.70
12-MUFFLER		
911		
1983		
w/o Turbo	93011102200	433.95
w/Calif	91111102502	571.55
w/Turbo	93011103704	1379.50
1984		
w/o Turbo	93011104300	457.05

w/Turbo	93011103802	124.78
1985-86		
w/o Turbo	93011104300	457.05
w/Turbo		
209 Horsepower	93011103804	624.10
221 Horsepower	93011103802	124.78
1987-89		
w/o Turbo	93011104300	457.05
w/Turbo	93011103802	.00
924		
1986-88	94411108301	371.35
928		
1983		
Front		
w/o Dual Pipes	92811193400	542.05
w/Dual Pipes	92811193200	513.40
Rear		
w/o Turbo	92811193100	641.99
w/Dual Pipes	92811193300	838.80
1984		
Front	92811193400	542.05
Rear	92811193102	1069.90
1985-86		
Single Exhaust		
Front	92811193400	542.05
Rear	92811193102	1069.90
Dual Exhaust		
Front		
1985	92811193500	500.35
1986		
Right	92811109401	500.35
Left	92811109302	500.35
Rear	92811109701	701.99
1987		
Front		
Right	92811109401	500.35
Left	92811109301	500.35
Rear	92811109701	701.99
1988-89		
Front		
Right	92811109402	425.35
Left	92811109303	425.35
Rear	92811109703	701.99
944		
w/o Turbo		
1985-86	94411108301	371.35
1987-89	94411104103	602.20
w/Turbo	95111108301	493.45

(GROUP 4)

STARTER

(GROUP 4)

Time

OPERATION INDEX	
Starter Motor Circuit Check	1
Starter, R&R Or Renew	2
Starter, R&R & Overhaul	3
Starter Solenoid, Renew	4
Starter Drive, Renew	5
Starter Armature And/Or Brushes, Renew	6
1-STARTER MOTOR CIRCUIT CHECK (B)	
Includes: Test Battery & Clean Terminals, Check Cables & Connections & Test Starter.	
1983-89	0.5
2-STARTER, R&R OR RENEW (B)	
Includes: R&R Of Lower Engine/Gearbox On	

1987-89, 911 Models Only.	
911	
1983-86 (0.7)	1.2
1987-89 (1.6)	2.6
924 (0.6)	1.1
928, Exc (0.6)	1.1
928 S4 (1.3)	1.8
944 (0.6)	1.1
3-STARTER, R&R & OVERHAUL (B)	
Includes: R&R Starter.	
911	
1983-86	3.2
1987-89	4.6
924	3.1
928, Exc	3.1

928 S4	3.8
944	3.1
4-STARTER SOLENOID, RENEW (B)	
After Starter Is Removed.	
1983-89 (0.1)	0.2
5-STARTER DRIVE, RENEW (B)	
After Starter Is Removed.	
1983-89	0.6
6-STARTER ARMATURE AND/OR BRUSHES, RENEW (B)	
After Starter Is Removed.	
1983-89 (0.4)	0.7

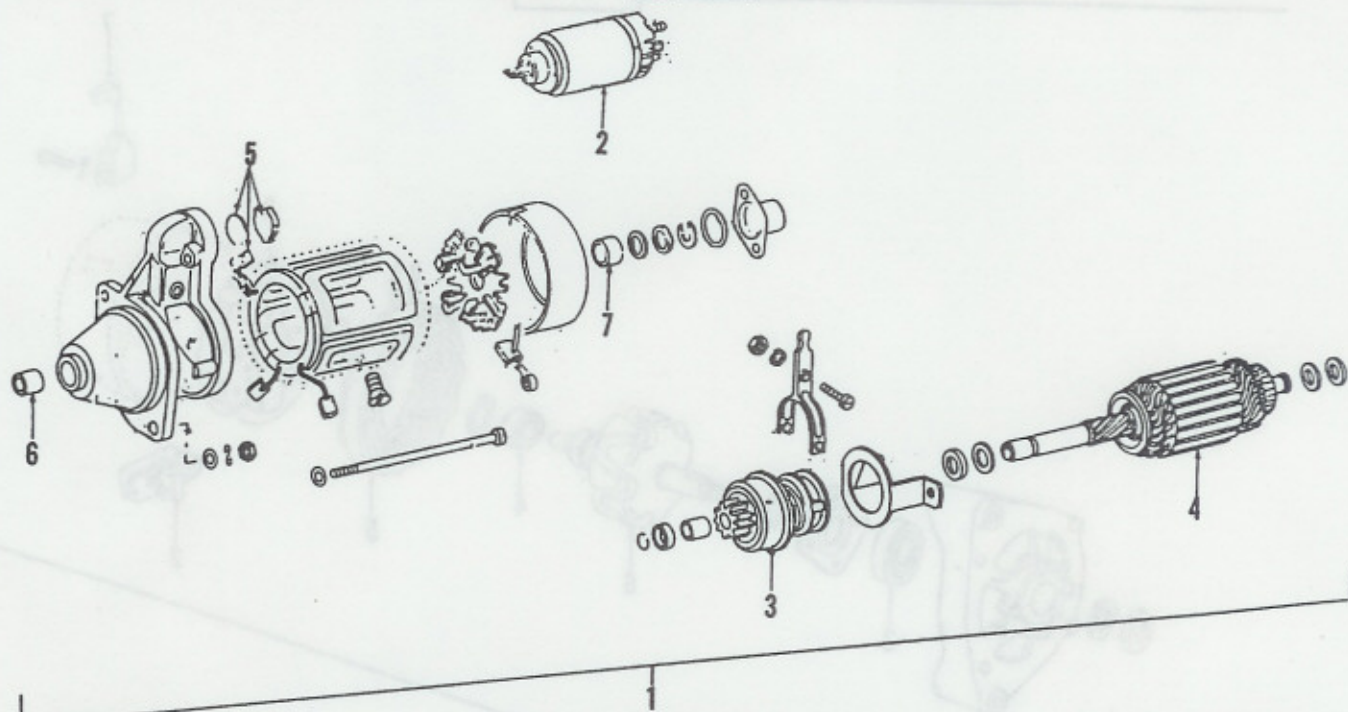
Parts

1-STARTER ASSEMBLY	
911	
1983	91660410100 504.65
1984-89	91160410101 505.50
924	
1986-88	95160410100 443.55
928	
1983-86	92860410301 505.50
1987-89	92860410304 574.25
944	
1983-84	047911023A 413.90

1985-89	95160410100	443.55
2-STARTER SOLENOID		
1983-89		
Only Serviced In Assembly.		
3-STARTER DRIVE		
1983-89		
Only Serviced In Assembly.		
4-ARMATURE		
1983-89		
Only Serviced In Assembly.		

5-BRUSH SET	
1983-89	
Only Serviced In Assembly.	
6-FRONT BUSHING	
1983-89	
Only Serviced In Assembly.	
7-REAR BUSHING	
1983-89	
Only Serviced In Assembly.	

Parts



(GROUP 5)

ALTERNATOR

(GROUP 5)

Time

OPERATION INDEX

Charging Circuit Check	1
Alternator, R&R Or Renew	2
Alternator, R&R & Overhaul	3
Voltage Regulator, Renew	4
Alternator Bearings, Renew	5
Stator, Renew	6
Rotor, Renew	7
Brushes, Renew	8
Rectifier (Diode), Renew	9
Belt, Adjust Or Renew	10

1-CHARGING CIRCUIT CHECK (B)
Includes: Test Battery & Clean Terminals, Check Alternator Output, Regulator & Belt Tension. Inspect All Cables & Wiring.
1983-89 0.5

2-ALTERNATOR, R&R OR RENEW (B)

911 (1.2)	1.7
924 (0.8)	1.3
928, Exc (0.8)	1.3

928 S4 (1.0)	1.5
944, Exc (1.2)	1.7
Turbo (2.4)	2.9

3-ALTERNATOR, R&R & OVERHAUL (B)
Includes: R&R Alternator.

911	2.7
924	2.3
928, Exc	2.3
928 S4	2.5
944, Exc	2.7
Turbo	3.9

4-VOLTAGE REGULATOR, RENEW (B)
Includes: R&R Alternator On 911.

911 (1.2)	1.7
924 (0.5)	0.8
928 (0.9)	1.2
944 (0.5)	0.8

5-ALTERNATOR BEARINGS, RENEW (B)
After Alternator Is Removed.
1983-89 (0.6) 0.9

6-STATOR, RENEW (B)
After Alternator Is Removed.
1983-89 0.6

7-ROTOR, RENEW (B)
After Alternator Is Removed.
1983-89 0.6

8-BRUSHES, RENEW (B)
After Alternator Is Removed.
1983-89 0.6

9-RECTIFIER (DIODE), RENEW (B)
After Alternator Is Removed.
1983-89 (0.4) 0.7

10-BELT, ADJUST OR RENEW (C)
See Maintenance & Lubrication.

Parts

1-ALTERNATOR ASSEMBLY

911		
1983	91160312004	675.95
1984-89	91160312005	899.05
924		
1986-88	94460310900	674.25
928		
1983-84	92860311401	555.55
1985-87	928603011AV	717.74
1988-89	92860304900	648.45
944		
1983-84	94460310801	777.75
1985-89	94460301901	704.80
2-VOLTAGE REGULATOR		
911		
1983	91160320613	71.80

1984-89	91160391301	92.60
924		
1986-88	94460314101	51.85
928		
1983-86	91160391301	92.60
1987-87	94460314101	51.85
1988-89	92860315300	60.10
944		
1983	94460314100	63.85
1984-89	94460314101	51.85
3-FRONT BEARING		
1983-89		
Serviced In Alternator Assembly.		
4-REAR BEARING		
1983-89		
Serviced In Alternator Assembly.		

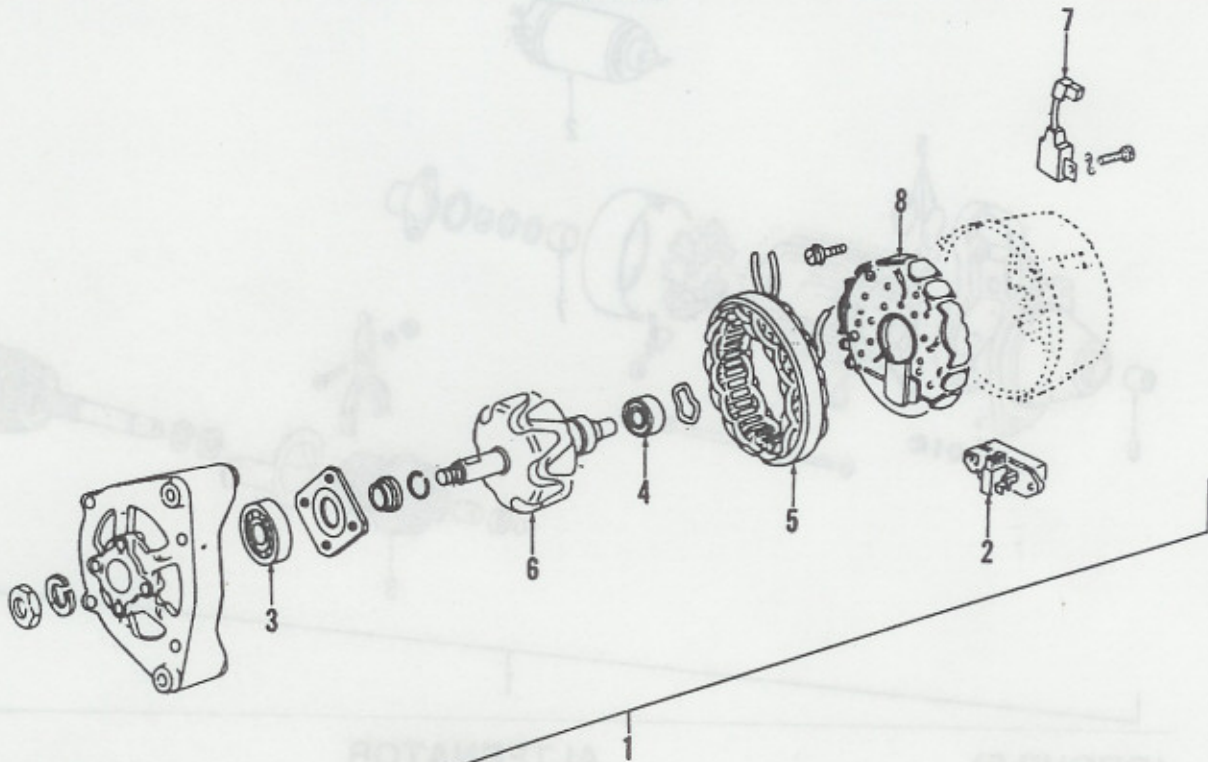
5-STATOR
1983-89
Serviced In Alternator Assembly.

6-ROTOR
1983-89
Serviced In Alternator Assembly.

7-ALTERNATOR BRUSH SET
1983-89
Serviced In Alternator Assembly.

8-DIODE
1983-89
Serviced In Alternator Assembly.

Parts



(GROUP 6)

CHASSIS ELECTRICAL

(GROUP 6)

Time

OPERATION INDEX

Battery, Renew	1	Turn Signal Flasher Unit, Renew	36	5-HORN RELAY, RENEW (C)	
Battery Positive Cable, Renew	2	Hazard Flasher Unit, Renew	37	1983-89 (0.2)	0.3
Battery Negative Cable, Renew	3	Door Jamb Switch, Renew	38	6-FUEL GAUGE (DASH UNIT),	
Horn, Renew	4	Wiper Motor, R&R Or Renew	39	RENEW (B)	
Horn Relay, Renew	5	Wiper Transmission, Renew	40	911 (0.2)	0.5
Fuel Gauge (Dash Unit), Renew	6	Wiper Switch, Renew	41	924 (0.5)	1.0
Fuel Gauge Sending Unit, Renew	7	Wiper Intermittent Relay, Renew	42	928 (0.9)	1.4
Oil Temperature Gauge (Dash Unit), Renew ..	8	Wiper Interval Switch, Renew	43	944 (0.8)	1.3
Oil Temperature Sending Unit, Renew	9	Washer Pump, Renew	44	7-FUEL GAUGE SENDING UNIT,	
Oil Pressure Gauge (Dash Unit), Renew	10	Washer Pump Switch, Renew	45	RENEW (B)	
Oil Pressure Sending Unit, Renew	11			1983-89, Exc (0.2)	0.5
Water Temperature Gauge (Dash Unit),				928 (0.3)	0.6
Renew	12	1-BATTERY, RENEW (C)		8-OIL TEMPERATURE GAUGE	
Water Temperature Sending Unit, Renew	13	911 (0.2)	0.4	(DASH UNIT), RENEW (B)	
Charge Indicator (Dash Unit), Renew	14	924 (0.3)	0.5	911 (0.2)	0.5
Turbo Boost Indicator, Renew	15	928 (0.4)	0.7	924 (0.2)	0.5
Turbo Boost Indicator Sending Unit, Renew ..	16	944 (0.3)	0.5	944 (0.8)	1.3
Speedometer Head, R&R Or Renew	17	2-BATTERY POSITIVE CABLE,		9-FUEL GAUGE SENDING	
Speedometer Cable Or Sensor, Renew	18	RENEW (B)		UNIT, RENEW (B)	
Tachometer, Renew	19	911 (2.5)	3.5	1983-89 (0.3)	0.5
Aim Headlamps	20	924 (0.9)	1.4	10-OIL PRESSURE GAUGE (DASH	
Headlamp, Renew	21	928 (2.0)	3.0	UNIT), RENEW (B)	
Headlamp Door Motor, Renew	22	944 (0.9)	1.4	911 (0.2)	0.5
Headlamp Panel Stop, Adjust	23	3-BATTERY NEGATIVE CABLE,		924 (0.6)	1.1
Exterior Bulbs, Renew	24	RENEW (B)		928 (0.9)	1.4
Instrument Panel Bulbs, Renew	25	911 (0.3)	0.5	944 (0.8)	1.3
Instrument Panel Circuit Board, Renew	26	924 (0.2)	0.4		
Headlamp Switch, Renew	27	928 (0.4)	0.7		
Headlamp Dimmer Switch, Renew	28	944 (0.2)	0.4		
Stop Light Switch, Renew	29	4-HORN, RENEW (C)			
Back-Up Light Switch, Renew	30	EACH			
Neutral Safety Switch, Renew	31	911 (0.4)	0.7		
Brake Pressure Warning Switch, Renew	32	924 (0.2)	0.4		
Parking Brake Warning Switch, Renew	33	928 (0.3)	0.5		
Turn Signal Switch, Renew	34	944 (0.2)	0.4		
Hazard Warning Switch, Renew	35				

(CONTINUED)

CHASSIS ELECTRICAL- Time Cont'd

11-OIL PRESSURE SENDING UNIT, RENEW (B)	
911 (0.7)	1.0
924 (0.3)	0.5
928 (0.3)	0.5
944 (0.4)	0.7
12-WATER TEMPERATURE GAUGE (DASH UNIT), RENEW (B)	
924 (0.5)	1.0
928 (0.9)	1.4
944 (0.8)	1.3
13-WATER TEMPERATURE SENDING UNIT, RENEW (B)	
924 (0.5)	0.8
928 (0.3)	0.5
944 (0.4)	0.7
14-CHARGE INDICATOR (DASH UNIT), RENEW (B)	
924 (0.6)	1.1
928 (0.9)	1.4
944 (0.8)	1.3
15-TURBO BOOST INDICATOR, RENEW (B)	
911 (0.2)	0.5
944 (0.6)	1.1
16-TURBO BOOST INDICATOR SENDING UNIT, RENEW (B)	
1983-89 (0.2)	0.4
17-SPEEDOMETER HEAD, R&R OR RENEW (B)	
911, Exc (0.3)	0.6
Turbo (0.2)	0.5
924 (0.5)	1.0
928 (1.0)	1.5
944 (0.8)	1.3
18-SPEEDOMETER CABLE OR SENSOR, RENEW (B)	
CABLE	
924 (0.9)	1.4
944 (1.0)	1.5
SENSOR	
911 (0.4)	0.7
928 (0.3)	0.5
944 (0.3)	0.5
19-TACHOMETER, RENEW (B)	
911 (0.2)	0.5
924 (0.5)	1.0
928 (1.0)	1.5
944 (0.8)	1.3
20-AIM HEADLAMPS (B)	
1982-88 (0.3)	0.5
21-HEADLAMP, RENEW (C) EACH	
911 (0.4)	0.7
924 (0.7)	1.0
928	
1983-86 (0.4)	0.7
1987-89 (1.7)	2.2
944 (0.7)	1.0
22-HEADLAMP DOOR MOTOR, RENEW (B)	
924 (0.4)	0.7
928 (0.6)	1.1
944 (0.4)	0.7

23-HEADLAMP PANEL STOP, ADJUST (B)	
1983-89	0.3
24-EXTERIOR BULBS, RENEW (C) EACH (0.2)	
.....	0.3
25-INSTRUMENT PANEL BULBS, RENEW (B)	
928 (0.7)	1.2
944	1.2
26-INSTRUMENT PANEL CIRCUIT BOARD, RENEW (B)	
928 (1.2)	1.7
944 (1.0)	1.5
27-HEADLAMP SWITCH, RENEW (B)	
911 (0.3)	0.5
924 (0.2)	0.4
928 (0.2)	0.4
944 (0.2)	0.4
28-HEADLAMP DIMMER SWITCH, RENEW (B)	
911 (0.8)	1.1
924 (0.5)	0.8
928 (0.7)	1.0
944 (0.5)	0.8
29-STOPLIGHT SWITCH, RENEW (B)	
911 (0.3)	0.5
924 (0.2)	0.4
928 (0.2)	0.4
944 (0.2)	0.4
30-BACK-UP LIGHT SWITCH, RENEW (B)	
911 (0.3)	0.5
924 (0.2)	0.4
928 (0.2)	0.6
944 (0.2)	0.4
31-NEUTRAL SAFETY SWITCH, RENEW (B)	
911 (0.3)	0.5
924 (0.2)	0.4
928 (0.2)	0.6
944 (0.2)	0.4
32-BRAKE PRESSURE WARNING SWITCH, RENEW (B)	
911 (1.0)	1.3
924 (0.2)	0.4
928 (0.6)	0.9
944 (0.2)	0.4
33-PARKING BRAKE WARNING SWITCH, RENEW (B)	
911 (0.9)	1.2
924 (0.2)	0.4
928 (0.6)	0.9
944 (0.2)	0.4
34-TURN SIGNAL SWITCH, RENEW (B)	
911 (0.8)	1.1
924 (0.5)	0.8
928 (0.7)	1.0
944 (0.5)	0.8
35-HAZARD WARNING SWITCH, RENEW (B)	
911 (0.2)	0.4
924 (0.5)	0.8
928 (0.2)	0.4

944 (0.5)	0.8
36-TURN SIGNAL FLASHER UNIT, RENEW (B)	
1983-89 (0.2)	0.3
37-HAZARD FLASHER UNIT, RENEW (B)	
1983-89 (0.2)	0.3
38-DOOR JAMB SWITCH, RENEW (C) EACH (0.2)	
.....	0.3
39-WIPER MOTOR, R&R OR RENEW (B)	
FRONT	
911 (1.3)	1.8
924 (0.3)	0.6
928 (0.3)	0.6
944 (1.5)	2.0
REAR	
911 (0.5)	0.8
924 (0.2)	0.4
928 (0.3)	0.6
944 (0.2)	0.4
40-WIPER TRANSMISSION, RENEW (B)	
FRONT	
911 (1.2)	1.7
924 (0.3)	0.6
928	0.6
944 (1.6)	2.1
REAR	
911 (0.2)	0.4
924 (0.2)	0.4
928	0.5
944 (0.2)	0.4
41-WIPER SWITCH, RENEW (B)	
FRONT	
911 (0.4)	0.7
924 (0.5)	0.8
928 (0.7)	1.0
944 (0.5)	0.8
REAR	
911	0.4
924 (0.2)	0.4
928 (0.3)	0.5
944 (0.2)	0.4
42-WIPER INTERMITTENT RELAY, RENEW (B)	
911 (0.9)	1.4
924 (0.2)	0.4
928 (0.2)	0.4
944 (0.2)	0.4
43-WIPER INTERVAL SWITCH, RENEW (B)	
911 (0.2)	0.4
928 (0.3)	0.5
944 (0.5)	0.8
44-WASHER PUMP, RENEW (B) FRONT	
911 (0.3)	0.5
924 (0.2)	0.4
928 (1.2)	1.5
944 (0.2)	0.4
REAR	
911	0.4
924	0.4
928 (1.1)	1.4
944	0.4
45-WASHER PUMP SWITCH, RENEW (B)	
Part Of Wiper Switch.	

Parts

PARTS INDEX

Battery Positive Cable	1
Battery Negative Cable	2
Horn	3
Horn Relay	4
Fuel Gauge (Dash Unit)	5
Fuel Gauge Sending Unit	6
Oil Pressure Sending Unit	7
Temperature Gauge (Dash Unit)	8
Temperature Sending Unit	9
Charge Indicator (Dash Unit)	10
Speedometer Head	11

Headlamp	12
Headlamp Switch	13
Headlamp Dimmer Switch	14
Back-Up Light Switch	15
Turn Signal Switch	16
Turn Signal Flasher Unit	17
Hazard Flasher Unit	18
Wiper Motor	19
Wiper Switch	20

1-BATTERY POSITIVE CABLE	
911	

1983-88	91161202228	106.50
1989	91161202228	106.50
924		
1986-88	94461202701	129.55
928		
1983-84	92861200701	152.60
1987-89	92861200703	204.70
944		
1983-84	94461201501	107.35
1985-89	94461202700	129.55

(CONTINUED)

CHASSIS ELECTRICAL- Parts Cont'd

2-BATTERY NEGATIVE CABLE

911	91161189900	8.55
924	477971221	12.25
928		
1983-89	92861200913	28.95
944	477971221	12.25

3-HORN

911		
High Note	91163510120	30.50
Low Note	91163510220	30.50
924		
1986-88		
High Note	431951223	28.55
Low Note	431651221	.00
928		
High Note		
1983-86	91163510120	30.50
1987-89	431951223	28.55
Low Note		
1983-86	91163510220	30.50
1987-89	431951221	36.05
944		
High Note		
1983-88	43195123	27.21
1989	94463520600	14.55
Low Note		
1983-88	43195122	27.21
1989	94463520500	14.55

4-HORN RELAY

911	91161510801	15.30
924		
1986-88	443963141	10.35
928	141951253B	9.30
944		
1983-85	14195125	18.60
1986-89	141951253B	9.30

5-FUEL GAUGE (DASH UNIT)

911	91164120203	155.80
924		
1986-88	94464131002	167.80
928		
1983-84	92864194301	98.65
1985-89	92864194302	94.05
944		
1983-84	94464131000	166.90
1985-86	94464195301	94.05
1987-89	94464195304	94.05

6-FUEL GAUGE SENDING UNIT

911	90174180100	61.30
924	477919051B	44.55
928	92864103001	76.55
944		
1983-84	477919051B	44.55
1985-89	94464103701	117.10

7-OIL PRESSURE SENDING UNIT

911		
Sender	91160613500	49.20
Switch		
1983-86	91160623000	7.55
1987-89	91160623000	7.55
924		
1986-88	92860620301	75.75
928		
1983-89	92860620302	75.75
944	92860620301	75.75

8-TEMPERATURE GAUGE (DASH UNIT)

911	91164110305	195.45
924, 928, 944		
Part Of Fuel Gauge		

9-TEMPERATURE SENDING UNIT

911		
-----	--	--

w/o Turbo	93060611800	23.95
w/Turbo	93060611703	20.05
924	047919501A	15.35
928		
Switch	92860620101	38.55
Sender		
1983-84	92860612501	18.99
1985-89	92860612600	32.85
944		
Sender		
1983-85	047919501A	15.35
1986-89	92860620101	38.55
Sensor	94460612500	22.35

10-CHARGE INDICATOR (DASH UNIT)

924		
1986-88	94464111901	59.95
928		
<i>Includes Oil Gauge</i>		
1983	92864196301	111.55
1984	92864196302	109.75
1985-89	92864196303	94.05
944		
1983-84	94464111900	59.95
1985-89	94464195401	98.65

11-SPEEDOMETER HEAD

911	91164151700	262.75
924	94464104000	174.25
928		
1983-84	92864195700	207.45
1985-86		
Manual Trans	92864195702	213.90
Auto Trans	92864195700	207.45
1987-89	92864195703	213.90
944		
1983-84	94464103600	174.25
1985-86	94464195401	98.65
1987-89		
w/o Turbo		
Manual Trans	94464195115	213.90
Auto Trans	94464195121	213.90
w/S	94464195115	213.90
w/Turbo	94464195117	213.90

12-HEADLAMP

911		
1983-86	99963112790	17.40
1987-89	91163111900	243.80
924		
1986-88	477941771B	72.76
928		
1983	99963112190	32.85
1984-86	99963112790	17.40
1987-89	92863113500	226.40
944		
1983-84	477941752D	92.70
1985-89	99963112790	17.40

13-HEADLAMP SWITCH

911	91161302903	27.95
924		
1986-88	477941531G	26.45
928		
1983-84	92861310300	30.10
1985-89	92861310300	30.10
944		
1983-84	477941531G	26.45
1985-89	94461353100	33.25

Those Not Listed, See Item 16

14-HEADLAMP DIMMER SWITCH
See Item 16

15-BACK-UP LIGHT SWITCH

911	91461354102	14.95
924, 944	084941521	7.30
928		
1983-86	0005454206	31.45
1987-89	91461354102	14.95

16-TURN SIGNAL SWITCH

911	91161330501	80.15
924		
1986-88	47795390101C	25.65
928	92861310106	126.90
944		
Order By Description		
1983-84		
1985-89	477953904	.00
Regulator, Tempostat		
w/o Headlamp		
Cleaning	94461350700	116.65
w/Headlamp Cleaning	94461350800	159.95

17-TURN SIGNAL FLASHER UNIT

911		
1983-84	91461830311	27.95
1985-89		
w/o Tow Pkg	111953227D	15.40
w/ Tow Pkg	91161810300	34.55
924		
1986-88	111953227D	15.40
928		
1983-86	92861310500	.00
1987-89	111953227D	15.40
944		
1983-85	92861310500	.00
1986-89	111953227D	15.40

18-HAZARD FLASHER UNIT

911		
1983-84	91461830311	27.95
1985-89		
w/o Tow Pkg	111953227D	15.40
w/Tow Pkg	91161810300	34.55
924		
1986-88	111953227D	15.40
928		
1983-86	92861310501	32.30
1987-89	111953227D	15.40
944		
1983-85	92861310501	32.30
1986-89	111953227D	15.40

19-WIPER MOTOR FRONT

911		
1983-84	91162811501	203.40
1985-89	91162811502	200.75
924	477955113B	161.05
928		
1983-84	92862830302	251.15
1985-89	92862830301	195.90
944		
1983-84	477955113B	161.05
1985-89	94462830301	286.50

REAR

911		
1983-86	92862840302	137.15
1987-89	91162806300	177.35
924	477955713A	214.10
928	92862840302	137.15
944	477955713A	214.10

20-WIPER SWITCH

911		
1983-89		
Front	91161330602	111.80
Rear	91161332101	4.35
924		
Front		
1986-88	47795390201C	36.50
Rear		
1986-88	477955701	6.90
928, See Item 16		
944		
Order By Description		
1983-84	477953902	.00
1985-89		
Regulator, Tempostat		
w/o Headlamp		
Cleaning	94461350700	116.65
w/Headlamp Cleaning	94461350800	159.95

(GROUP 7)

COOLING SYSTEM - 911, AIR COOLED

(GROUP 7)

Time

OPERATION INDEX

Blower Impeller, R&R Or Renew	1
Blower Housing, R&R Or Renew	2

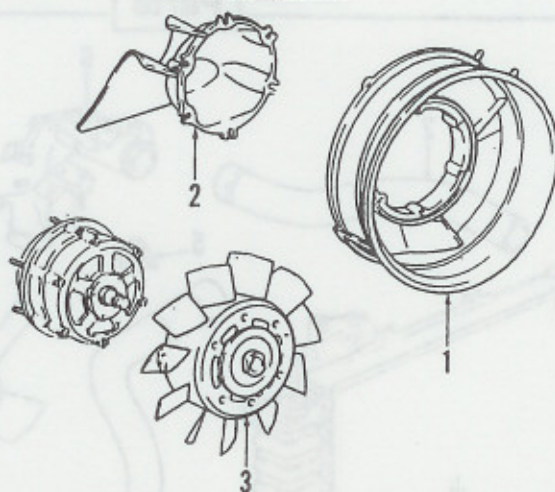
1-BLOWER IMPELLER, R&R OR RENEW (B)

911		
1987-89 (0.3)		0.5

2-BLOWER HOUSING, R&R OR RENEW (B)

911		
1987-89 (1.2)		1.7

Parts



1-FAN HOUSING

911		
1987-89		
W/Turbo	93010600606	157.20
W/o Turbo	93010610207	156.75

2-FAN EXTENSION

911		
1987-89	91110605501	35.75

3-IMPELLER

911

1987-89	93010601200	175.55
---------	-------------	--------

COOLING SYSTEM - 924, 928 & 944, WATER COOLED

(GROUP 7)

(GROUP 7)

Time

OPERATION INDEX

Cooling System Service	1
Radiator, R&R Or Renew	2
Radiator Hoses, Renew	3
Water Pump, Renew	4
Fan Thermostat, Renew	5
Thermostat, Renew	6
Fan Clutch, Renew	7
Fan Motor, Renew	8
Fan Belt, Adjust Or Renew	9
Expansion Plug, Renew	10

1-COOLING SYSTEM SERVICE (C)

See Maintenance & Lubrication.

2-RADIATOR, R&R OR RENEW (C)

924, Exc (1.7)	2.2
Auto Trans (2.1)	2.6
928, Exc (1.2)	1.7
Auto Trans (1.6)	2.1
944	
W/O Turbo	
Manual Trans (1.7)	2.2
Auto Trans (2.1)	2.6

W/Turbo (3.4)	4.4
---------------	-----

3-RADIATOR HOSES, RENEW (C)

ONE	
924 (1.0)	1.3
928 (0.5)	0.8
944 (1.0)	1.3
BOTH	
924 (1.1)	1.6
928 (0.6)	1.1
944 (1.1)	1.6

4-WATER PUMP, RENEW (B)

924 (5.5)	7.5
928, Exc (5.8)	7.8
928 S4 (6.4)	8.4
944, Exc (5.5)	7.5
Turbo (5.8)	7.8

5-FAN THERMOSWITCH, RENEW (B)

924 (1.1)	1.6
944, Exc (1.1)	1.6
Turbo (2.2)	2.7

6-THERMOSTAT, RENEW (B)

924 (1.1)	1.4
928 (0.4)	0.7
944, Exc (1.1)	1.4
Turbo (2.3)	2.6

7-FAN CLUTCH, RENEW (B)

928	
2 Valve Engine (0.7)	1.0
4 Valve Engine (1.1)	1.4

8-FAN MOTOR, RENEW (B)

924 (0.8)	1.1
944, Exc (0.8)	1.1
Turbo (2.0)	2.5

9-FAN BELT, ADJUST OR RENEW (C)

See Maintenance & Lubrication.

10-EXPANSION PLUG, RENEW (B)

Does Not Include: Time To Gain Access.	
One	0.5
Each Additional	0.4

Parts

1-RADIATOR ASSEMBLY

924		
1986-88		
Manual Trans	94410603103	360.85
Auto Trans	94410602705	436.70
928		
1983-84		
Manual Trans	92810602318	580.60
Auto Trans	92810604201	788.85
1985-86	92810604002	953.25
1987-89		
Manual Trans	92810604401	711.05
Auto Trans	92810604301	1198.55
944		
1983-84		
Manual Trans	94410603101	360.15
Auto Trans	94410602703	447.99
1985-86		
Manual Trans	94410603103	360.85

Auto Trans	94410602705	436.70
1987-89		
w/o Turbo		
Manual Trans	94410603103	360.85
Auto Trans	94410602706	490.95
w/Turbo	95110603103	373.95

2-RADIATOR HOSE, UPPER

924		
1986-88		
Right	94410624504	25.55
Left		
To Thermostat	94410623904	23.55
To Reservoir	94410624900	6.50
928		
1983-84	92810623806	25.99
1985-86	92810623804	22.35
1987-89	92810623806	25.99
944		
1983-84		

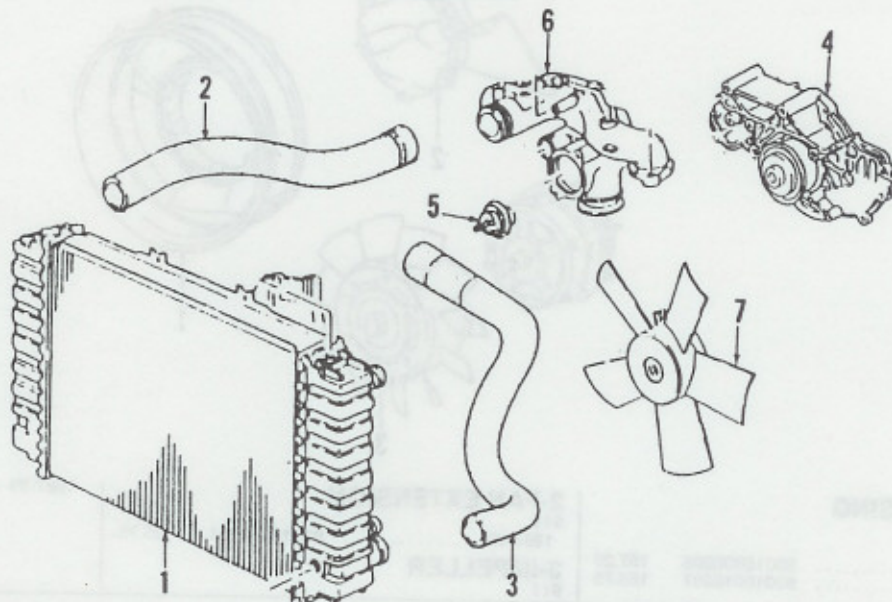
Manual Trans		
To 43D 3440	94410623901	37.95
From 43D 3440	94410623902	26.85
Auto Trans		
To 43D 5518	94410623901	37.95
From 43D 5518	94410623902	26.85
1985-86	94410623903	23.55
1987-89		
W/o Turbo	94410623903	23.55
W/Turbo	95110624100	18.50

3-RADIATOR HOSE, LOWER

924		
1986-88	94410623706	18.40
928		
1983-86	92810623908	35.10
1987-89	92810623909	29.45
944		

(CONTINUED)

Parts



COOLING SYSTEM - 924, 928 & 944, WATER COOLED- Parts Cont'd

1983-84	94410623705	29.15
1985-86	94410623707	46.14
1987-89		
W/o Turbo	94410623707	46.14
W/Turbo	95110623702	27.15

4-WATER PUMP

924		
1986-88	94410602113	354.25
928		
1983-86	92810601511	306.30
1987-89	92810601512	294.55
944		
1983	94410602113	354.25
1984	94410602113	354.25
1985-86		

w/o Turbo	94410602113	354.25
w/Turbo	95110602101	327.15
1987-88		
W/o Turbo	94410602120	357.70
W/Turbo	95110602108	451.85
1989		
W/o Turbo	94410602118	358.07
W/Turbo	95110602110	

5-THERMOSTAT

924		
1986-88	94410612905	18.05
928		
1983-89	92810612916	22.25
944		
Large Dia.	94410612905	18.05
Small Dia.	95110631100	14.20

6-WATER OUTLET

924		
-----	--	--

1986-88	94410431504	51.55
928		
1983-88	92810617302	15.25
1989	92810606503	260.90
944		
1987-89		
Small Dia.	95110631300	4.25
Large Dia.	94410431504	51.55

7-FAN BLADE

924		
1986-88	94462402103	194.15
928		
1983-86	92810613701	88.40
1987-89	92862414500	145.45
944		
1983-89		
To 94 DN454181	94462402101	248.50
From 94 DN454181	94462402103	194.15

(GROUP 8)

HEATER & AIR CONDITIONER

(GROUP 8)

Time

OPERATION INDEX

Evacuate & Recharge A/C System	1
Heater Hose, Renew	2
Heater Core, Renew	3
Heater Or A/C Control (Dash Unit), Renew	4
Heater Control Valve, Renew	5
Heat Exchanger, Renew	6
Blower Motor, Renew	7
Blower Motor Switch, Renew	8
Blower Motor Relay, Renew	9
A/C Hoses, Renew	10
A/C Belt, Renew	11
Evaporator Core, Renew	12
Condenser, Renew	13
Condenser Fan, R&R Or Renew	14
Compressor, R&R Or Renew	15
Compressor, R&R And Overhaul	16
Compressor Clutch, Renew	17
Thermostatic Switch, Renew	18
Receiver-Dehydrator, Renew	19
Expansion Valve, Renew	20

1-EVACUATE & RECHARGE A/C SYSTEM (B)

1983-89 (1.3)	1.4
---------------	-----

2-HEATER HOSE, RENEW (C)

924	
1986-88	
Valve To Core, Exc (5.9)	6.9
W/AC (6.7)	7.7
Core To Engine, Exc (5.9)	6.9

W/AC (6.7)	7.7
Both, Exc	7.4
W/AC	8.3
928	
Valve To Core (1.3)	1.8
Core To Engine (1.3)	1.8
Both	2.3
944	
Valve To Core, Exc (5.9)	6.9
W/AC (6.7)	7.7
Core To Engine, Exc (5.9)	6.9
W/AC (6.7)	7.7
Both, Exc	7.4
W/AC	8.3

3-HEATER CORE, RENEW (B)

924	
1986-88, Exc (5.9)	7.9
W/AC (6.7)	8.7
928	
1983-89, Exc (6.9)	8.9
W/AC (7.2)	9.2
944	
1983-84, Exc (6.0)	8.0
Air Cond (6.8)	8.8
1985-89, Exc (7.5)	9.5
W/AC (7.7)	9.7

4-HEATER OR A/C CONTROL (DASH UNIT), RENEW (B)

924 (1.6)	2.1
928 (0.4)	0.8
944 (1.6)	2.1

5-HEATER CONTROL VALVE, RENEW (B)

924 (1.2)	1.7
928 (1.0)	1.5
944 (1.2)	1.7

6-HEAT EXCHANGER, RENEW (B)

911	
One (0.6)	1.1
Both (1.0)	2.0

7-BLOWER MOTOR, RENEW (B)

911	
Main Motor (0.2)	0.5
Auxiliary Motor (0.6)	0.9
924 (0.8)	1.3
928 (1.3)	1.8
944 (0.8)	1.3

8-BLOWER MOTOR SWITCH, RENEW (B)

911 (0.2)	0.4
924 (0.4)	0.7
928	1.3
944 (0.4)	0.7

9-BLOWER MOTOR RELAY, RENEW (B)

928 (0.2)	0.4
-----------	-----

(CONTINUED)

HEATER & AIR CONDITIONER- Time Cont'd

10-A/C HOSES, RENEW (B)	
<i>Does Not Include: Evacuate & Recharge A/C System.</i>	
Each (0.8)	1.0
11-A/C BELT, ADJUST OR RENEW (C)	
See Maintenance & Lubrication.	
12-EVAPORATOR CORE, RENEW (B)	
<i>Does Not Include: Evacuate & Recharge A/C System.</i>	
911 (1.2)	2.7
924 (1.4)	2.9
928 (7.8)	9.8
944 (1.9)	3.4
13-CONDENSER, RENEW (B)	
<i>Does Not Include: Evacuate & Recharge A/C System.</i>	
911	
Front (0.3)	0.8
Rear (0.4)	0.9
924	
1986-88, Exc (2.2)	2.7
W/Fog Lamps (3.2)	3.7
928 (1.4)	1.9
944, Exc (2.2)	2.7

W/Fog Lamps (3.2)	3.7
14-CONDENSER FAN, R&R OR RENEW (B)	
911 (0.4)	0.7
924 (0.8)	1.1
928 (0.6)	0.9
944, Exc (0.8)	1.1
Turbo (2.0)	2.5
15-COMPRESSOR, R&R OR RENEW (B)	
<i>Does Not Include: Evacuate & Recharge A/C System.</i>	
911 (0.5)	1.0
924 (0.9)	1.4
928 (0.9)	1.4
944, Exc (0.9)	1.4
Turbo (1.1)	1.6
16-COMPRESSOR, R&R AND OVERHAUL (A)	
<i>Does Not Include: Evacuate & Recharge A/C System.</i>	
911 (1.6)	2.6
924 (2.1)	3.1
928 (2.1)	3.1
944, Exc (2.1)	3.1
Turbo	3.3
17-COMPRESSOR CLUTCH, RENEW (B)	
<i>Includes: R&R Compressor On 924 & 944.</i>	

911 (0.6)	1.1
924 (1.1)	1.6
928 (0.8)	1.3
944 (1.1)	1.6
18-THERMOSTATIC SWITCH, RENEW (B)	
911 (0.7)	1.2
924 (1.1)	1.6
928 (0.4)	0.7
944 (1.1)	1.6
19-RECEIVER-DEHYDRATOR, RENEW (B)	
<i>Does Not Include: Evacuate & Recharge A/C System.</i>	
911 (0.4)	0.9
924 (0.5)	1.0
928 (0.7)	1.2
944 (0.5)	1.0
20-EXPANSION VALVE, RENEW (B)	
<i>Does Not Include: Evacuate & Recharge A/C System.</i>	
911	1.5
924 (1.4)	1.9
928 (1.3)	1.8
944 (1.4)	1.9

Parts

PARTS INDEX

Heater Core	1
Blower Motor	2
Evaporator Core	3
Condenser	4
Compressor Assy	5
Comp Pressure Relief Valve	6
Compressor Drive Clutch	7
Clutch Field Coil	8
Compressor Clutch Bearing	9
Expansion Valve	10
Receiver Drier	11
Throttling Valve	12

1-HEATER CORE		
924		
1986-88	171819031D	140.30
928	92857404702	153.45
944		
1983-84	171819031C	145.05
1985-89	94457213000	274.45
2-BLOWER MOTOR		
911		
W/o AC	91157104432	418.55
1983		
1984		
Right	91162404402	183.95
Left	91162404302	183.95
1985-89	91157132032	278.35
W/AC		
1984-86	90162490100	207.10
1987-89	91162490600	153.99
924		
1986-88	321820015B	126.90
928	92857403305	212.20
944		
1983-84		
W/O AC	321820015B	126.90
W/AC	477820905	146.75
1985-89	94462411700	355.45
3-EVAPORATOR CORE		
911		
1984-86	91157392901	495.10
1987-89	91157392900	398.65
924		
1986-88	477820903	452.35

928		
1983-85		
W/O High Efficiency	92857301302	397.65
W/High Efficiency	92857021100	430.45
1986-89		
Standard	92857301304	429.45
High Efficiency	92857021100	430.45
944		
1983-84	477820903	452.35
1985-89	94457321101	569.65
4-CONDENSER		
911		
1984-86		
Front	91157305703	217.70
Rear	91157305704	249.30
1987-89		
Front	91157305603	148.65
Rear		
W/o Turbo	91157305704	249.30
W/Turbo	93057305301	264.25
924		
1986-88	94457301104	357.35
928		
1983-88	92857314303	364.05
1989		
Automatic Trans	92857302100	291.20
Manual Trans	92857301106	291.20
944		
1983-84	94457301101	366.20
1985-89	94457301103	366.20
5-COMPRESSOR ASSEMBLY		
911		
1983		
W/O Turbo	91112690100	706.80
W/Turbo	93012690100	657.10
1984-89	93012602101	1164.95
924		
1986-88	94412600800	1004.05
928	92812601006	1370.20
944		
1983-84	944126007BV	445.05
1985-89	94412600800	1004.05
6-COMPRESSOR PRESSURE RELIEF VALVE		
911	93012692500	91.99

928	92812690400	108.85
944	94412693900	149.55
7-COMPRESSOR DRIVE CLUTCH		
911		
1983	91112693301	347.95
1984-89	93012690300	271.60
924	477248823	208.10
928		
1983-89	92812690100	541.80
944		
1983-84	94412692300	676.99
1985-86, Order Compressor		
1987-89	94412600800	1004.05
8-CLUTCH FIELD COIL		
911	93012690700	80.10
924	477298825	76.60
928	92812692500	192.65
944		
1983-84	92812692500	192.65
1985-89	94412692501	96.90
9-COMPRESSOR CLUTCH BEARING		
924	477298831	55.00
928	92857390402	208.35
10-EXPANSION VALVE		
911	91157392500	134.40
924		
1986-88	477820909	49.05
928		
1983-89	92857022300	129.40
944		
1983-84	477820909	49.05
1985-89	94457320100	66.45
11-RECEIVER DRIER		
911		
1983	91157313901	174.60
1984-89	91157313903	153.60
924	94457314300	113.65
928	92857314103	152.70
944	94457314300	113.65
12-THROTTLING VALVE		
928	92857391202	339.35

(GROUP 9) ENGINE - 4 CYLINDER, SINGLE OVERHEAD CAM (GROUP 9)

Time

OPERATION INDEX

Engine, R&R	1
Engine, R&R & Renew	2
Engine, R&R & Overhaul	3
Cylinder Block, Renew	4
Short Block, Renew & Grind Valves	5
Long Block, Renew	6
Engine Mounts, Renew	7
Cylinder Head, R&R Or Gasket, Renew	8
Cylinder Head, Renew	9
Valve Cover Gasket, Renew	10
Valves, Adjust	11
Valves, Grind	12
Valves, Grind (Head Removed)	13
Valve Spring Or Seal, Renew	14
Valve Lifter, Renew	15
Camshaft, R&R Or Renew	16
Front Camshaft Oil Seal, Renew	17
Balance Shaft, R&R Or Renew	18
Balance Shaft Oil Seal, Renew	19
Balance Shaft Bearing Housing, Renew	20
Balance Shaft Drive Belt, Renew	21
Timing Cover, R&R Or Renew	22
Timing Belt, Renew	23
Timing Belt Tensioner, Renew	24
Piston Rings, Renew	25
Pistons Or Connecting Rods, Renew	26
Connecting Rod Bearings, Renew	27
Main Bearings, Renew	28
Main & Rod Bearings, Renew	29
Crankshaft, Renew	30
Front Crankshaft Oil Seal, Renew	31
Rear Main Oil Seal, Renew	32
Crankshaft Pulley, Renew	33
Oil Pan Or Gasket, Renew	34
Oil Pump, Renew	35

1-ENGINE, R&R (B)

Does Not Include: Transfer Of Any Part Of Engine Or Replacement Of Optional Equipment.

924	
1986-88 (7.1)	9.1
944	
W/O Turbo	
1983-88, Exc (7.1)	9.1
Auto Trans (10.1)	12.1
W/Turbo (20.5)	22.5

-NOTE-

W/AC, Add (0.5)	0.8
W/Cruise Control, Add (0.7)	1.0

2-ENGINE, R&R & RENEW (B)

Includes: Transfer All Fuel & Electrical Units. Does Not Include: Transfer Of Optional Equipment.

924	
1986-88	11.1
944	
W/O Turbo	
1983-89, Exc	11.1
Auto Trans	14.1
W/Turbo	24.5

-NOTE-

W/AC, Add	0.8
W/Cruise Control, Add	1.0

3-ENGINE, R&R & OVERHAUL (A)

Includes: Disassemble & Clean Engine, Ridge Ream & Hone Cylinders, Fit Pistons, Rings, Pins, Main & Rod Bearings, Grind Valves & Tune-Up.

924	
1986-88 (21.0)	31.0
944	
W/O Turbo	
1983-89, Exc (21.0)	31.0
Auto Trans (24.0)	34.0
W/Turbo	40.0

-NOTE-

W/AC, Add (0.5)	0.8
W/Cruise Control, Add (0.7)	1.0

4-CYLINDER BLOCK, RENEW (A)

Includes: R&R Engine And Transfer All Necessary Components.

924	
1986-88	26.0
944	
W/O Turbo	
1983-89, Exc	26.0
Auto Trans	29.0
W/Turbo	35.0

-NOTE-

W/AC, Add	0.8
W/Cruise Control, Add	1.0

5-SHORT BLOCK, RENEW & GRIND VALVES (A)

Includes: R&R Engine And Replacement Of All Necessary Equipment.

924	
1986-88	21.0
944	
W/O Turbo	
1983-89, Exc	21.0
Auto Trans	24.0
W/Turbo	30.0

-NOTE-

W/AC, Add	0.8
W/Cruise Control, Add	1.0

6-LONG BLOCK, RENEW (A)

Includes: R&R Engine And Transfer All Necessary Components Not Supplied With Long Block.

924	
1986-88	13.1
944	
W/O Turbo	
1983-89, Exc	13.1
Auto Trans	16.1
W/Turbo	26.5

-NOTE-

W/AC, Add	0.8
W/Cruise Control, Add	1.0

7-ENGINE MOUNTS, RENEW (B)

924	
1986-88	
Right Side (1.9)	2.4
Left Side (1.9)	2.4
Both Sides (2.2)	3.2
944	
W/O Turbo	
Right Side (1.9)	2.4
Left Side (1.9)	2.4
Both Sides (2.2)	3.2
W/Turbo	
Right Side (2.3)	2.8
Left Side (2.3)	2.8
Both Sides (2.6)	3.6

8-CYLINDER HEAD, R&R OR GASKET, RENEW (B)

Includes: Clean Carbon And All Necessary Adjustments.

924	
1986-88 (6.1)	7.6
944	
W/O Turbo (6.3)	7.8
W/Turbo (8.8)	10.3

-NOTE-

W/Cruise Control, Add (0.2)	0.3
-----------------------------	-----

9-CYLINDER HEAD, RENEW (A)

Includes: R&R Cylinder Head, Grind Or Renew Valves, Transfer All Necessary Components & Make All Adjustments.

924	
1986-88	9.6
944	
W/O Turbo	9.8
W/Turbo	12.3

-NOTE-

W/Cruise Control, Add	0.3
-----------------------	-----

10-VALVE COVER GASKET, RENEW (B)

924	
1986-88	0.8
944	
W/O Turbo	0.8
W/Turbo	1.3

11-VALVES, ADJUST (B)

Includes: R&R Valve Cover.

924	
1986-88	1.3
944	
W/O Turbo	1.3
W/Turbo	1.8

12-VALVES, GRIND (A)

Includes: R&R Cylinder Head And Make All Necessary Adjustments.

924	
1986-88 (8.8)	11.8
944	
W/O Turbo (9.0)	12.0
W/Turbo (11.5)	14.5

-NOTE-

W/Cruise Control, Add (0.2)	0.3
-----------------------------	-----

VALVE GRIND COMBINATIONS

Add The Following Operations If Performed Along With Valves, Grind.

VALVE GUIDES, KNURL

1 Valve	0.2
4 Valves	0.5
8 Valves	0.8

VALVE GUIDES, RENEW

4 Valves	0.6
8 Valves	1.0

-NOTE-

To Ream Guide, Add

TIMING BELT, RENEW	
1983-89	1.5
TUNE-UP	
1983-89	0.5

13-VALVES, GRIND (HEAD REMOVED) (A)

1983-89 (2.7)	3.7
---------------	-----

14-VALVE SPRING OR SEAL, RENEW (B)

Includes: R&R Valve Cover, Camshaft Housing & Spark Plugs. Adjust Valves. (Cylinder Head On Engine)

924	
1986-88 (4.2)	5.2
944	
W/O Turbo (4.2)	5.2
W/Turbo (5.5)	6.5

-NOTE-

W/Cruise Control, Add (0.2)	0.3
-----------------------------	-----

15-VALVE LIFTERS, RENEW (B)

Includes: R&R Valve Cover, Camshaft Housing & Adjust Valves.

924	
1986-88	3.5
944	
W/O Turbo	3.5
W/Turbo	4.9

-NOTE-

W/Cruise Control, Add	0.3
-----------------------	-----

16-CAMSHAFT, R&R OR RENEW (B)

Includes: R&R Valve Cover, Timing Belt & Adjust Valves.

924	
1986-88 (3.0)	5.0
944	
W/O Turbo (3.0)	5.0
W/Turbo (4.4)	6.4

-NOTE-

W/Cruise Control, Add (0.2)	0.3
-----------------------------	-----

17-FRONT CAMSHAFT OIL SEAL, RENEW (B)

Includes: R&R Timing Belt & Gear.

924	
1986-88 (1.7)	2.7
944	
W/O Turbo (1.7)	2.7
W/Turbo (2.1)	3.1

-NOTE-

W/Cruise Control, Add (0.2)	0.3
-----------------------------	-----

18-BALANCE SHAFT, R&R OR RENEW (B)

924	
1986-88	
Right Shaft (7.6)	9.6
Left Shaft (7.3)	9.3
Both Shafts (11.4)	13.4
944	
W/O Turbo	
Right Shaft (7.6)	9.6
Left Shaft (7.3)	9.3

(CONTINUED)

ENGINE - 4 CYLINDER, SINGLE OVERHEAD CAM- Time Cont'd

Both Shafts (11.4)	13.4
W/Turbo	
Right Shaft (14.1)	16.1
Left Shaft (14.1)	16.1
Both Shafts (17.9)	19.9

-NOTE-

W/Cruise Control, Add (0.2)	0.3
-----------------------------	-----

19-BALANCE SHAFT OIL SEAL, RENEW (B)

924	
1986-88	
Right Shaft (2.3)	3.3
Left Shaft (2.5)	3.5
Both Shafts (2.8)	4.8

944	
W/O Turbo	
Right Shaft (2.3)	3.3
Left Shaft (2.5)	3.5
Both Shafts (2.8)	4.8

W/Turbo	
Right Shaft (2.8)	3.8
Left Shaft (2.8)	3.8
Both Shafts (3.1)	5.1

-NOTE-

W/Cruise Control, Add (0.2)	0.3
-----------------------------	-----

20-BALANCE SHAFT BEARING HOUSING, RENEW (B)

924	
1986-88	
Right Shaft (5.0)	6.0
Left Shaft (4.6)	5.6
Both Shafts (5.4)	7.4

944	
W/O Turbo	
Right Shaft (5.0)	6.0
Left Shaft (4.6)	5.6
Both Shafts (5.4)	7.4

W/Turbo	
Right Shaft (5.8)	6.8
Left Shaft (5.3)	6.3
Both Shafts (6.1)	8.1

-NOTE-

W/Cruise Control, Add (0.2)	0.3
-----------------------------	-----

21-BALANCE SHAFT DRIVE BELT, RENEW (B)

924	
1986-88 (1.4)	2.4
944	
W/O Turbo (1.4)	2.4
W/Turbo (2.3)	3.3

-NOTE-

W/Cruise Control, Add (0.2)	0.3
-----------------------------	-----

22-TIMING COVER, R&R OR RENEW (C)

924	
1986-88 (3.2)	4.2
944	
W/O Turbo (3.2)	4.2
W/Turbo (4.0)	5.0

-NOTE-

W/AC, Add (0.3)	0.5
-----------------	-----

23-TIMING BELT, RENEW (B)
Includes: Make All Necessary Adjustments.

924	
1986-88 (2.5)	3.5
944	
W/O Turbo (2.7)	3.7

W/Turbo (3.0)	4.0
-NOTE-	
W/AC, Add (0.3)	0.5

24-TIMING BELT TENSIONER, RENEW (B)

Includes: Make All Necessary Adjustments.	
924	
1986-88 (1.8)	2.8
944	
W/O Turbo (1.8)	2.8
W/Turbo (2.5)	3.5

-NOTE-

W/Cruise Control, Add (0.2)	0.3
-----------------------------	-----

25-PISTON RINGS, RENEW (A)
Includes: R&R Cylinder Head & Oil Pan, Hone Cylinder Walls & Plastigage Bearings.

924	
1986-88 (11.4)	13.4
944	
W/O Turbo (11.4)	13.4
W/Turbo (18.3)	20.3

-NOTE-

W/Cruise Control, Add (1.0)	1.3
-----------------------------	-----

26-PISTONS OR CONNECTING RODS, RENEW (A)

Includes: R&R Cylinder Head & Oil Pan, Hone Cylinder Walls & Plastigage Bearings.	
924	
1986-88 (10.9)	13.9
944	
W/O Turbo (10.9)	13.9
W/Turbo (17.8)	20.8

-NOTE-

W/Cruise Control, Add (1.0)	1.3
-----------------------------	-----

PISTON & RING COMBINATIONS

Add The Following Operations If Performed Along With Pistons Or Ring Jobs.

MAIN BEARINGS, RENEW <i>After Engine Is Removed.</i>	
1983-89	5.3
CRANKSHAFT, RENEW <i>After Engine Is Removed.</i>	
1983-89	5.3

OIL PUMP, RENEW	
1983-89	4.5

OIL PUMP SCREEN, CLEAN	
1983-89	0.2

REAR MAIN OIL SEAL, RENEW <i>After Engine Is Removed.</i>	
1983-89	0.3

TIMING BELT, RENEW	
1983-89	1.2

VALVES, GRIND See Valves, Grind (Head Removed) And Combinations.	
TUNE-UP	
1983-89	0.5

27-CONNECTING ROD BEARINGS, RENEW (A)

Includes: R&R Oil Pan, Check Bearing Clearances And Make All Necessary Adjustments.	
924	
1986-88	6.3
944	
W/O Turbo	6.3
W/Turbo	7.3

-NOTE-

W/Cruise Control, Add	1.3
-----------------------	-----

28-MAIN BEARINGS, RENEW (A)

Includes: R&R Oil Pan, Check Bearing Clearances And Make All Necessary Adjustments.	
924	
1986-88	7.3
944	
W/O Turbo	7.3
W/Turbo	8.3

-NOTE-

W/Cruise Control, Add	1.3
-----------------------	-----

29-MAIN & ROD BEARINGS, RENEW (A)

Includes: R&R Oil Pan, Check Bearing Clearances And Make All Necessary Adjustments.	
924	
1986-88	8.3
944	
W/O Turbo	8.3
W/Turbo	9.3

-NOTE-

W/Cruise Control, Add	1.3
-----------------------	-----

30-CRANKSHAFT, RENEW (A)
After Engine Is Removed. Includes: Renew All Bearings & Seals.

1983-89 (5.3)	7.3
---------------	-----

31-FRONT CRANKSHAFT OIL SEAL, RENEW (B)

Includes: R&R Pulley, Timing Belt And Make All Necessary Adjustments.	
924	
1986-88 (3.0)	4.0
944	
W/O Turbo (3.0)	4.0
W/Turbo (3.9)	4.9

-NOTE-

W/Cruise Control, Add (0.2)	0.3
-----------------------------	-----

32-REAR MAIN OIL SEAL, RENEW (B)

After Engine Is Removed.	
1983-89 (0.3)	0.5

33-CRANKSHAFT PULLEY, RENEW (C)

924	
1986-88, Exc (0.8)	1.3
Auto Trans (1.1)	1.6
944	
W/O Turbo, Exc (0.8)	1.3
Auto Trans (1.1)	1.6
W/Turbo (0.9)	1.4

-NOTE-

W/Cruise Control, Add (0.3)	0.5
-----------------------------	-----

34-OIL PAN OR GASKET, RENEW (B)

924	
1986-88 (4.3)	5.3
944	
W/O Turbo (4.3)	5.3
W/Turbo (10.0)	12.0

-NOTE-

W/Cruise Control, Add (1.0)	1.3
-----------------------------	-----

35-OIL PUMP, RENEW (B)

924	
1986-88 (8.9)	10.9
944	
W/O Turbo (8.9)	10.9
W/Turbo (13.4)	15.4

-NOTE-

W/Cruise Control, Add (0.2)	0.3
-----------------------------	-----

Parts

NON-ILLUSTRATED PARTS

ENGINE ASSEMBLY

924	
1986-88	
Manual Trans	
W/o AC	CONTACT DEALER
W/AC	CONTACT DEALER
Auto Trans	
W/o AC	CONTACT DEALER
W/AC	CONTACT DEALER

944	
1983	
Manual Trans	CONTACT DEALER
Auto Trans	9441000021 0676.70

1984	
Manual Trans	CONTACT DEALER
Auto Trans	CONTACT DEALER
1985-89	
W/O Turbo	
Manual Trans	CONTACT DEALER
Auto Trans	CONTACT DEALER
W/Turbo	CONTACT DEALER

SHORT BLOCK

Includes: Crankshaft, Pistons, Oil Pump, Water Pump & Clutch.	
1983-84	
Manual Trans	94410091202 5620.80
Auto Trans	94410091401 5806.10
1985-88	
W/O Turbo	

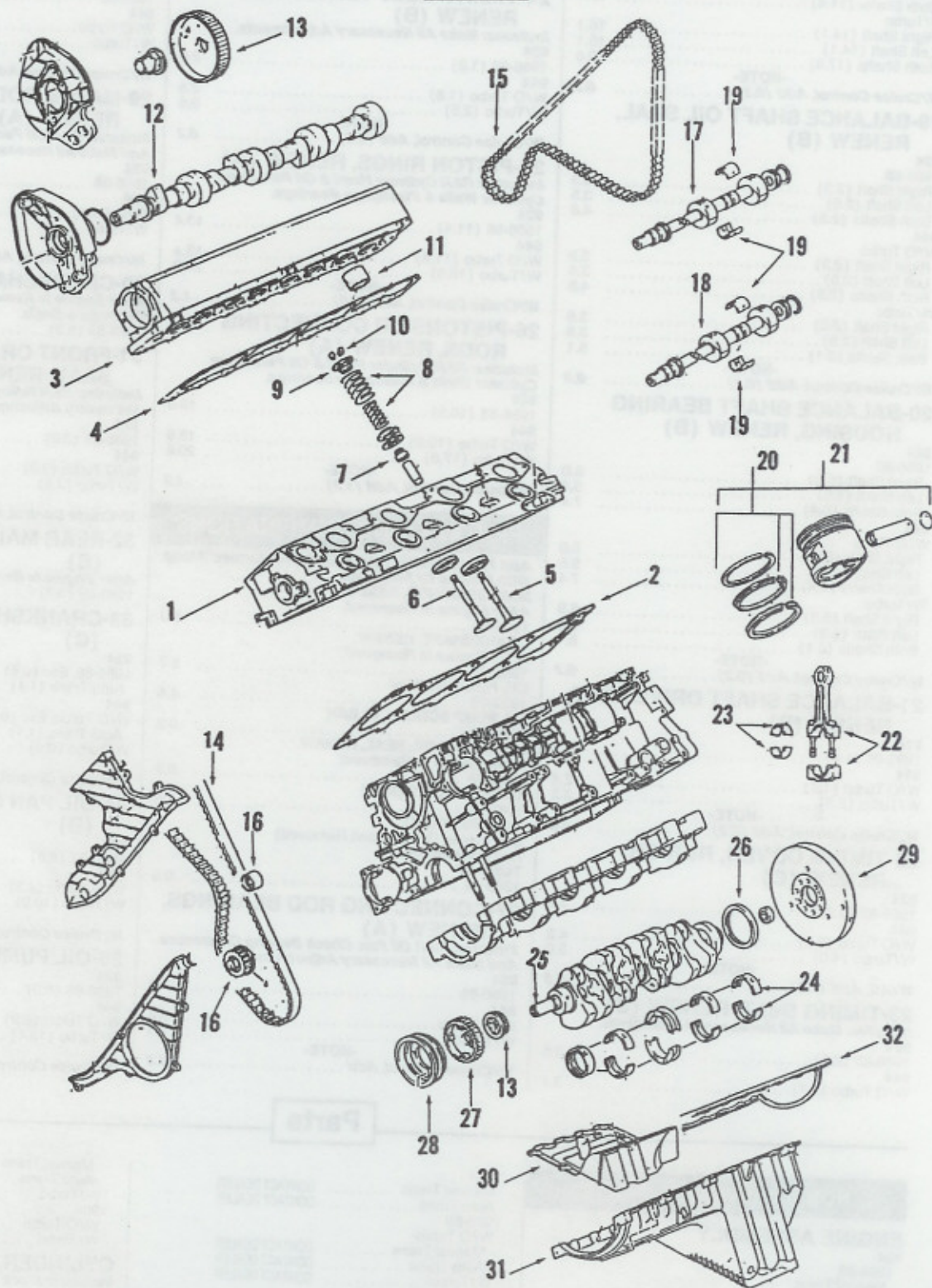
Manual Trans	94410092700 5992.7
Auto Trans	94410092800 5992.7
W/Turbo	94410092100 5992.7
1989	
W/O Turbo	94410090205 6276.6
W/Turbo	94410090202 5110.9

CYLINDER BLOCK

Includes: Block W/Pistons	
1983-84	
	94410090401 3232.4
1985-87	
W/O Turbo	94410090800 3382.0
W/Turbo	94410095100 3399.5

(CONTINUED)

Parts



ENGINE 4-CYLINDER, 2479CC

ENGINE - 4 CYLINDER, SINGLE OVERHEAD CAM- Parts Cont'd

OVERHAUL GASKET SET
 1983-84 94410090101 153.55
 1985-89 94410090103 174.10

ENGINE MOUNT
 1983-84 94437504204 139.15
 1985-89
 W/o Turbo 94437504204 139.15
 W/Turbo 94437504204 139.15

VALVE GRIND GASKET SET
 1983-89 94410090100 94.00

OIL PUMP
 1983-84 94410701409 381.70
 1985-86 94410701408 204.90
 1987-89
 924 94410701408 204.90
 944 94410701411 382.85

ILLUSTRATED PARTS

1-CYLINDER HEAD
 1983-84 94410403305 1358.97
 1985-88
 W/O Turbo 94410403306 1363.99
 W/Turbo 95110403801 2093.90
 1989
 W/O Turbo 94410404002 1339.50
 W/Turbo 95110403802

2-CYLINDER HEAD GASKET
 1983-84 94410437 42.39
 1985-86
 W/o Turbo 94410437414 53.20
 W/Turbo 95110437401 39.99
 1987-88
 924 94410437414 53.20
 944
 W/o Turbo 94410437414 53.20
 W/Turbo 95110437401 39.99
 1989
 W/o Turbo 94410439401 53.20
 W/Turbo 95110437402 48.65

3-CAMSHAFT HOUSING
 1983-88 94410525004 639.20
 1989 94410525007 .00

4-CAMSHAFT HOUSING GASKET
 1983-88 92810519912 2.65
 1989 94410519901 6.30

5-INTAKE VALVE
 1983-88
 W/o Turbo 92810540900 36.75
 W/Turbo 95110541500 61.30
 1989
 W/o Turbo 94410540903 49.10
 W/Turbo 95110541500 61.30

6-EXHAUST VALVE
 1983-84 92810541004 56.10

1985-88
 W/O Turbo 92810541004 56.10
 W/Turbo 95110541607 105.75
 1989
 W/O Turbo 94410541800 105.75
 W/Turbo 95110541607 105.75

7-VALVE SEAL
 1983-88
 W/O Turbo 92810419308 3.99
 W/Turbo 95110419500 3.00
 1989
 W/O Turbo 96410411106 3.85
 W/Turbo 95110419501

8-VALVE SPRING
 1983-89
 W/O Turbo 92810590503 22.60
 W/Turbo 95110590510 14.90

9-VALVE RETAINER
 1983-89 92810544904 4.45

10-VALVE LOCKS
 1983-89 90110541700 .60

11-VALVE LIFTER
 1983-89 92810531106 46.75

12-CAMSHAFT
 1983-84 94410515505 611.85
 1985-88
 W/O Turbo 94410515509 611.85
 W/Turbo 94410515505 611.85
 1989
 W/O Turbo 94410515510 611.85
 W/Turbo 94410515505 611.85

13-TIMING GEARS
 Camshaft 94410554503 46.85
 Crankshaft 94410512502 18.60

14-TIMING BELT
 1983-89 94410515704 33.80

15-AUXILIARY SHAFT BELT
 1983-89 94410221902 86.05

16-TIMING BELT TENSIONER
 Gear 94410502704 67.95
 Roller 94410527302 17.40

17-18-AUXILIARY SHAFT
 1983-84 94410220107 183.55
 1985-88 94410202300 276.05
 1989
 W/O Turbo 94410202301 275.44
 W/Turbo 94410202300 276.05

19-BEARING
 1983-88 94410112107 6.95
 1989 94410112110 4.90

20-RING SET
Includes: Ring Set
 1983-88 94410390280 77.05
 1989
 W/O Turbo 94410390224 132.55
 W/Turbo 95110390102 84.75

21-PISTON
Order By Size
 1983-86
 W/O Turbo 94410308904 199.10
 W/Turbo 95110309101 258.60
 1987-89
 W/o Turbo 94410309102 265.15
 W/Turbo 95110309101 258.60

22-CONNECTING ROD
 1983-84 94410300100 264.80
 1985-89
 W/O Turbo 94410300800 138.05
 W/Turbo 94410300100 264.80

23-CONNECTING ROD BEARING
Includes: One Half Shell.
 1983-89 92810314302 11.10

24-CRANKSHAFT MAIN BEARINGS
Includes: One Half Shell.
 1983-84 92810190102 131.60
 1985-86
 Bushing 92810111708 33.90
 No. 1,3,4 Bearing
 Upper 92810111502002 7.15
 Lower 92810111503002 7.15
 No. 2 Bearing 9441011390002 18.75
 1987-89
 Bushing 92810111708 33.90
 No. 1,3,4 Bearing
 Upper 92810111502002 7.15
 Lower 92810111503002 7.15
 No. 2 Bearing 9441011390002 18.75

25-CRANKSHAFT
 1983-88 94410201513 1590.99
 1989 94410201513 1590.99

26-REAR MAIN OIL SEAL
 1983-89 99911326440 21.35

27-AUXILIARY SHAFT DRIVE
 1983-89 94410220905 45.80

28-CRANKSHAFT PULLEY
 1983-84 94410211607 46.99
 1985-88 94410211610 46.99
 1989 94410211611 46.99

29-FLYWHEEL
 See Clutch Group

30-TRAY
 1983-86 94410738901 60.35
 1987-89
 924 94410738901 60.35
 944 94410738902 54.90

31-OIL PAN
 1983-86 94410120114 264.30
 1987-89
 924 94410120114 264.30
 944 94410120114 264.30

32-OIL PAN GASKET
 1983-89 94410120502 66.10

(GROUP 9) ENGINE - 4 CYLINDER, DUAL OVERHEAD CAM (GROUP 9)

Time

OPERATION INDEX

Engine, R&R 1
 Engine, R&R & Renew 2
 Engine, R&R & Overhaul 3
 Cylinder Block, Renew 4
 Short Block, Renew & Grind Valves 5
 Long Block, Renew 6
 Engine Mounts, Renew 7
 Cylinder Head, R&R Or Gasket, Renew 8
 Cylinder Head, Renew 9
 Valve Cover Gasket, Renew 10
 Valves, Adjust 11
 Valves, Grind 12
 Valves, Grind (Head Removed) 13
 Valve Spring Or Seal, Renew 14
 Valve Lifter, Renew 15
 Camshaft, R&R Or Renew 16
 Front Camshaft Oil Seal, Renew 17
 Balance Shaft, R&R Or Renew 18
 Balance Shaft Oil Seal, Renew 19
 Balance Shaft Bearing Housing, Renew 20
 Balance Shaft Drive Belt, Renew 21
 Timing Cover, R&R Or Renew 22

Timing Belt, Renew 23
 Timing Belt Tensioner, Renew 24
 Piston Rings, Renew 25
 Pistons Or Connecting Rods, Renew 26
 Connecting Rod Bearings, Renew 27
 Main Bearings, Renew 28
 Main & Rod Bearings, Renew 29
 Crankshaft, Renew 30
 Front Crankshaft Oil Seal, Renew 31
 Rear Main Oil Seal, Renew 32
 Crankshaft Pulley, Renew 33
 Oil Pan Or Gasket, Renew 34
 Oil Pump, Renew 35

1-ENGINE, R&R (B)
Does Not Include: Transfer Of Any Part Of Engine Or Replacement Of Optional Equipment.
 944S
 1987-89 (9.9) 11.9
 -NOTE-
 W/AC, Add (0.4) 0.7
 W/Cruise Control, Add (0.8) 1.1

2-ENGINE, R&R & RENEW (B)
Includes: Transfer All Fuel & Electrical Units. Does Not Include: Transfer Of Optional Equipment.
 944S
 1987-89 13.9
 -NOTE-

W/AC, Add 0.7
 W/Cruise Control, Add 1.1

3-ENGINE, R&R & OVERHAUL (A)
Includes: Disassemble & Clean Engine, Ridge Ream & Hone Cylinders, Fit Pistons, Rings, Pins, Main & Rod Bearings, Grind Valves & Tune-Up.
 944S
 1987-89 (28.8) 38.8
 -NOTE-

W/AC, Add (0.4) 0.7
 W/Cruise Control, Add (0.8) 1.1

4-CYLINDER BLOCK, RENEW (A)
Includes: R&R Engine And Transfer All Necessary

(CONTINUED)

ENGINE - 4 CYLINDER, DUAL OVERHEAD CAM- Time Cont'd**Components.**

944S	
1987-89	33.8
	-NOTE-
W/AC, Add	0.7
W/Cruise Control, Add	1.1

5-SHORT BLOCK, RENEW & GRIND VALVES (A)

<i>Includes: R&R Engine And Replacement Of All Necessary Equipment.</i>	
944S	
1987-89	28.8
	-NOTE-
W/AC, Add	0.7
W/Cruise Control, Add	1.1

6-LONG BLOCK, RENEW (A)

<i>Includes: R&R Engine And Transfer All Necessary Components Not Supplied With Long Block.</i>	
944S	
1987-89	15.9
	-NOTE-
W/AC, Add	0.7
W/Cruise Control, Add	1.1

7-ENGINE MOUNTS, RENEW (B)

944S	
1987-89	
Right Side (1.9)	2.4
Left Side (1.9)	2.4
Both Sides (2.2)	3.2

8-CYLINDER HEAD, R&R OR GASKET, RENEW (B)

<i>Includes: Clean Carbon And All Necessary Adjustments.</i>	
944S	
1987-89 (7.6)	9.1
	-NOTE-
W/Cruise Control, Add (0.2)	0.3

9-CYLINDER HEAD, RENEW (A)

<i>Includes: R&R Cylinder Head, Grind Or Renew Valves, Transfer All Necessary Components & Make All Adjustments.</i>	
944S	
1987-89	11.1
	-NOTE-
W/Cruise Control, Add	0.3

10-VALVE COVER GASKET, RENEW (B)

944S	
1987-89 (0.8)	1.3

11-VALVES, ADJUST (B)

<i>Includes: R&R Valve Cover.</i>	
944S	
1987-89	1.8

12-VALVES, GRIND (A)

<i>Includes: R&R Cylinder Head And Make All Necessary Adjustments.</i>	
944S	
1987-89 (12.1)	15.1
	-NOTE-
W/Cruise Control, Add (0.2)	0.3

VALVE GRIND COMBINATIONS

Add The Following Operations If Performed Along With Valves, Grind.

VALVE GUIDES, KNURL	
1 Valve	0.2
4 Valves	0.5
8 Valves	0.8
VALVE GUIDES, RENEW	
4 Valves	0.6
8 Valves	1.0

	-NOTE-
To Ream Guide, Add	0.1
TIMING BELT, RENEW	
1987-89	1.3

TUNE-UP	
1987-89	0.5

13-VALVES, GRIND (HEAD REMOVED) (A)

1987-89 (4.5)	5.5
---------------	-----

14-VALVE SPRING OR SEAL, RENEW (B)

<i>Includes: R&R Valve Cover, Camshaft Housing & Spark Plugs. Adjust Valves. (Cylinder Head On Engine)</i>	
944S	
1987-89 (6.5)	7.5

15-VALVE LIFTERS, RENEW (B)

<i>Includes: R&R Valve Cover, Camshaft Housing & Adjust Valves.</i>	
944S	
1987-89	6.5

16-CAMSHAFT, R&R OR RENEW (B)

<i>Includes: R&R Valve Cover, Timing Belt & Adjust Valves.</i>	
944S	
1987-89 (4.2)	6.2

17-FRONT CAMSHAFT OIL SEAL, RENEW (B)

<i>Includes: R&R Timing Belt & Gear.</i>	
944S	
1987-89 (2.7)	3.7

18-BALANCE SHAFT, R&R OR RENEW (B)

944S	
1987-89	
Right Shaft (6.2)	8.2
Left Shaft (6.6)	8.6
Both Shafts (9.1)	11.1

	-NOTE-
W/Cruise Control, Add (0.2)	0.3

19-BALANCE SHAFT OIL SEAL, RENEW (B)

944S	
1987-89	
Right Shaft (2.3)	3.3
Left Shaft (2.5)	3.5
Both Shafts (2.8)	4.8

	-NOTE-
W/Cruise Control, Add (0.2)	0.3

20-BALANCE SHAFT BEARING HOUSING, RENEW (B)

944S	
1987-89	
Right Shaft (5.0)	6.0
Left Shaft (4.6)	5.6
Both Shafts (5.4)	7.4

	-NOTE-
W/Cruise Control, Add (0.2)	0.3

21-BALANCE SHAFT DRIVE BELT, RENEW (B)

944S	
1987-89 (1.4)	2.4

	-NOTE-
W/Cruise Control, Add (0.2)	0.3

22-TIMING COVER, R&R OR RENEW (C)

944S	
1987-89 (3.2)	4.2

	-NOTE-
W/AC, Add (0.3)	0.5

23-TIMING BELT, RENEW (B)

<i>Includes: Make All Necessary Adjustments.</i>	
944S	
1987-89 (2.6)	3.6

	-NOTE-
W/Cruise Control, Add (0.2)	0.3

24-TIMING BELT TENSIONER, RENEW (B)

<i>Includes: Make All Necessary Adjustments.</i>	
944S	
1987-89 (2.6)	3.6

	-NOTE-
W/Cruise Control, Add (0.2)	0.3

25-PISTON RINGS, RENEW (A)

<i>Includes: R&R Cylinder Head & Oil Pan, Hone Cylinder Walls & Plastigage Bearings.</i>	
944S	
1987-89 (13.7)	15.7

	-NOTE-
W/Cruise Control, Add (1.0)	1.3

26-PISTONS OR CONNECTING RODS, RENEW (A)

<i>Includes: R&R Cylinder Head & Oil Pan, Hone Cylinder Walls & Plastigage Bearings.</i>	
944S	
1987-89 (13.2)	16.2

	-NOTE-
W/Cruise Control, Add (1.0)	1.3

PISTON & RING COMBINATIONS

Add The Following Operations If Performed Along With Pistons Or Ring Jobs.

MAIN BEARINGS, RENEW After Engine Is Removed.

1987-89	5.3
---------	-----

CRANKSHAFT, RENEW After Engine Is Removed.

1987-89	5.3
---------	-----

OIL PUMP, RENEW

1987-89	4.5
---------	-----

OIL PUMP SCREEN, CLEAN

1987-89	0.2
---------	-----

REAR MAIN OIL SEAL, RENEW After Engine Is Removed.

1987-89	0.3
---------	-----

TIMING BELT, RENEW

1987-89	1.3
---------	-----

VALVES, GRIND

See Valves, Grind (Head Removed) And Combinations.

TUNE-UP

1987-89	0.5
---------	-----

27-CONNECTING ROD BEARINGS, RENEW (A)

Includes: R&R Oil Pan, Check Bearing Clearances And Make All Necessary Adjustments.

944S	
1987-89	6.3

	-NOTE-
W/Cruise Control, Add	1.3

28-MAIN BEARINGS, RENEW (A)

Includes: R&R Oil Pan, Check Bearing Clearances And Make All Necessary Adjustments.

944S	
1987-89	7.3

	-NOTE-
W/Cruise Control, Add	1.3

29-MAIN & ROD BEARINGS, RENEW (A)

Includes: R&R Oil Pan, Check Bearing Clearances And Make All Necessary Adjustments.

944S	
1987-89	8.3

	-NOTE-
W/Cruise Control, Add	1.3

30-CRANKSHAFT, RENEW (A)

After Engine Is Removed. Includes: Renew All Bearings & Seals.

1987-89 (5.3)	7.3
---------------	-----

31-FRONT CRANKSHAFT OIL SEAL, RENEW (B)

Includes: R&R Pulley, Timing Belt And Make All Necessary Adjustments.

944S	
1987-89 (3.0)	4.0

	-NOTE-
W/Cruise Control, Add (0.2)	0.3

32-REAR MAIN OIL SEAL, RENEW (B)

After Engine Is Removed.

1987-89 (0.3)	0.5
---------------	-----

33-CRANKSHAFT PULLEY, RENEW (C)

944S	
1987-89 (0.6)	1.1

	-NOTE-
W/Cruise Control, Add (0.2)	0.3

34-OIL PAN OR GASKET, RENEW (B)

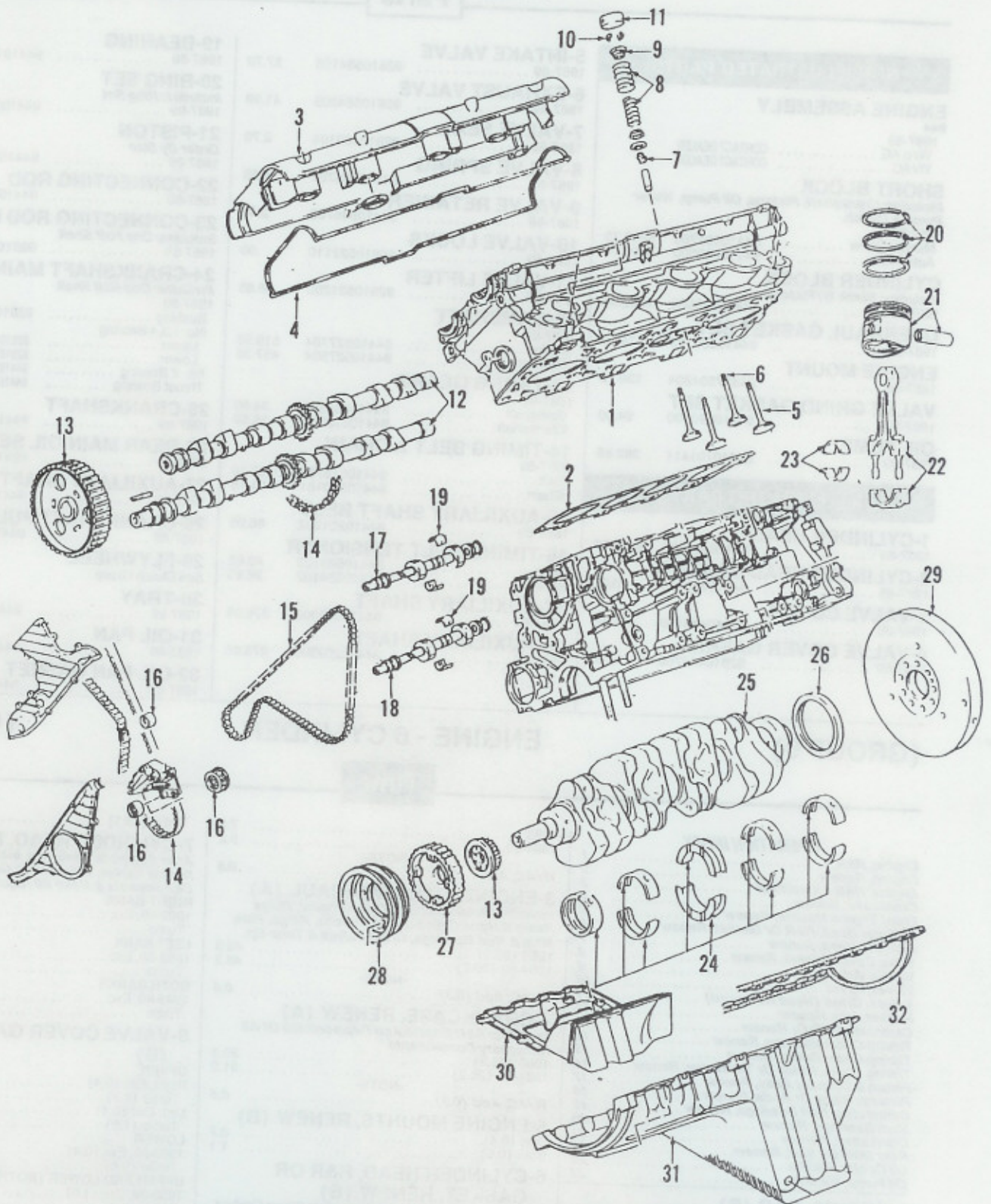
944S	
1987-89 (4.3)	5.3

	-NOTE-
W/Cruise Control, Add (1.0)	1.3

35-OIL PUMP, RENEW (B)

944S	
	-NOTE-
W/Cruise Control, Add (0.2)	0.3

Parts



ENGINE - 4 CYLINDER, DUAL OVERHEAD CAM

Parts

NON-ILLUSTRATED PARTS

ENGINE ASSEMBLY

944		
1987-89		
W/O AC	CONTACT DEALER	
W/AC	CONTACT DEALER	

SHORT BLOCK

Includes: Crankshaft, Pistons, Oil Pump, Water Pump & Clutch.

1987-89		
Manual Trans	94410092700	5992.70
Auto Trans	94410092800	5992.70

CYLINDER BLOCK

Includes: Block W/Pistons		
1987	94410090800	3382.05

OVERHAUL GASKET SET

1987-89	94410090103	174.10
---------	-------------	--------

ENGINE MOUNT

1987-89	94437504204	139.15
---------	-------------	--------

VALVE GRIND GASKET SET

1987-89	94410090100	94.00
---------	-------------	-------

OIL PUMP

1987-89	94410701411	382.85
---------	-------------	--------

ILLUSTRATED PARTS

1-CYLINDER HEAD

1987-89	94410401303	2576.35
---------	-------------	---------

2-CYLINDER HEAD GASKET

1987-89	94410437414	53.20
---------	-------------	-------

3-VALVE COVER

1987-89	92810446108	169.50
---------	-------------	--------

4-VALVE COVER GASKET

1987-89	92810444709	12.99
---------	-------------	-------

5-INTAKE VALVE

1987-89	92810564105	37.70
---------	-------------	-------

6-EXHAUST VALVE

1987-89	92810564205	41.99
---------	-------------	-------

7-VALVE SEAL

1987-89	92810460104	2.70
---------	-------------	------

8-VALVE SPRING

1987-89	94410590701	6.55
---------	-------------	------

9-VALVE RETAINER

1987-89	94410546703	2.40
---------	-------------	------

10-VALVE LOCKS

1987-89	92810522110	.30
---------	-------------	-----

11-VALVE LIFTER

1987-89	92810531200	26.85
---------	-------------	-------

12-CAMSHAFT

1987-89		
Intake	94410527704	519.55
Exhaust	94410527504	457.35

13-TIMING GEARS

1987-89		
Camshaft	94410554508	34.80
Crankshaft	94410512502	18.60

14-TIMING BELT & CHAIN

1987-89		
Belt	94410515706	D106.10
Chain	94410550101	21.15

15-AUXILIARY SHAFT BELT

1987-89	94410221902	86.05
---------	-------------	-------

16-TIMING BELT TENSIONER

1987-89		
Gear	94410563103	49.85
Roller	94410524102	26.55

17-AUXILIARY SHAFT

1987-89	94410202300	276.05
---------	-------------	--------

18-AUXILIARY SHAFT

1987-89	94410202300	276.05
---------	-------------	--------

19-BEARING

1987-89	94410112110	4.90
---------	-------------	------

20-RING SET

Includes: Ring Set		
1987-89	94410390209	77.05

21-PISTON

Order By Size		
1987-89	94410301500	259.25

22-CONNECTING ROD

1987-89	94410300800	138.05
---------	-------------	--------

23-CONNECTING ROD BEARING

Includes: One Half Shell.		
1987-89	92810314302	11.10

24-CRANKSHAFT MAIN BEARINGS

Includes: One Half Shell.		
1987-89		
Bushing	92810111708	33.90
No. 1,3,4 Bearing		
Upper	9281011150202	7.15
Lower	92810111503002	7.15
No. 2 Bearing	9441011390002	18.75
Thrust Bearing	9441011390002	18.75

25-CRANKSHAFT

1987-89	94410201513	1590.99
---------	-------------	---------

26-REAR MAIN OIL SEAL

1987-89	99911326440	21.35
---------	-------------	-------

27-AUXILIARY SHAFT DRIVE

1987-89	94410220909	29.70
---------	-------------	-------

28-CRANKSHAFT PULLEY

1987-89	94410211610	46.99
---------	-------------	-------

29-FLYWHEEL

See Clutch Group

30-TRAY

1987-89	94410738902	54.90
---------	-------------	-------

31-OIL PAN

1987-89	94410120114	264.30
---------	-------------	--------

32-OIL PAN GASKET

1987-89	94410120502	66.10
---------	-------------	-------

(GROUP 9)

ENGINE - 6 CYLINDER

(GROUP 9)

Time

OPERATION INDEX

Engine, R&R	1
Engine, Renew	2
Engine, R&R & Overhaul	3
Crankcase, Renew	4
Front Engine Mounts, Renew	5
Cylinder Head, R&R Or Gasket, Renew	6
Cylinder Head, Renew	7
Valve Cover Gasket, Renew	8
Valves, Adjust	9
Valves, Grind	10
Valves, Grind (Head Removed)	11
Rocker Arm, Renew	12
Camshaft, R&R Or Renew	13
Timing Chain Housing, Renew	14
Timing Chain Cover, Renew	15
Timing Chain, Guide Or Tensioner, Renew	16
Piston & Cylinder Assy, Renew	17
Pistons, Rings Or Rods, Renew	18
Connecting Rod Bearings, Renew	19
Main Bearings, Renew	20
Crankshaft, Renew	21
Rear Main Oil Seal, Renew	22
Oil Cooler, Renew	23
Oil Pump, Renew	24

1-ENGINE, R&R (B)

Does Not Include: Transfer Of Any Part Of Engine Or Replacement Of Optional Equipment.

1983 (3.3)	5.3
1984-89 (4.2)	6.2

NOTE-

W/AC, Add (0.3)	0.5
-----------------	-----

2-ENGINE, RENEW (B)

Includes: Transfer All Fuel & Electrical Units. Does Not Include: Transfer Of Optional Equipment.

1983	7.3
1984-89	8.2

NOTE-

W/AC, Add	0.5
-----------	-----

3-ENGINE, R&R OVERHAUL (A)

Includes: Disassemble & Clean Engine, Ridge Ream & Hone Cylinders, Fit Pistons, Rings, Pins, Main & Rod Bearings, Grind Valves & Tune-Up.

1983 (35.3)	45.3
1984-89 (36.2)	46.2

NOTE-

W/AC, Add (0.3)	0.5
-----------------	-----

4-CRANKCASE, RENEW (A)

Includes: R&R Engine And Replacement Of All Necessary Components.

1983 (25.3)	30.3
1984-89 (26.2)	31.2

NOTE-

W/AC, Add (0.3)	0.5
-----------------	-----

5-ENGINE MOUNTS, RENEW (B)

One (0.4)	0.7
Both (0.6)	1.1

6-CYLINDER HEAD, R&R OR

GASKET, RENEW (B)

After Engine Is Removed. Includes: Clean Carbon And All Necessary Adjustments.

RIGHT BANK	
1983-89, Exc (6.5)	9.5
Turbo (12.1)	15.1
LEFT BANK	
1983-89, Exc (6.5)	9.5
Turbo (13.4)	16.4
BOTH BANKS	
1983-89, Exc (12.0)	17.0

Turbo (18.1)	23.1
--------------	------

7-CYLINDER HEAD, RENEW (A)

After Engine Is Removed. Includes: Grind Or Renew Valves, Transfer All Necessary Components & Make All Adjustments.

RIGHT BANK	
1983-89, Exc	10.5
Turbo	16.1
LEFT BANK	
1983-89, Exc	10.5
Turbo	17.4
BOTH BANKS	
1983-89, Exc	19.0
Turbo	25.1

8-VALVE COVER GASKET, RENEW

(B)	
UPPER	
Right, Exc (0.4)	0.7
Turbo (1.2)	1.5
Left, Exc (0.4)	0.7
Turbo (1.8)	2.1
LOWER	
1983-89, Exc (0.4)	0.7
Turbo (0.8)	1.1
UPPER AND LOWER (BOTH SIDES)	
1983-89, Exc (1.0)	1.5
Turbo (3.8)	4.3

9-VALVES, ADJUST (B)

Includes: R&R Valve Cover.	
1983, Exc (1.5)	2.5
Turbo (4.3)	5.3
1984-89, Exc (2.0)	3.0
Turbo (4.3)	5.3

(CONTINUED)

ENGINE - 6 CYLINDER- Time Cont'd

10-VALVES, GRIND (A)

After Engine Is Removed. Includes: R&R Cylinder Heads And Make All Necessary Adjustments.

RIGHT BANK	
1983-89, Exc (8.5)	12.5
Turbo (14.1)	18.1
LEFT BANK	
1983-89, Exc (8.5)	12.5
Turbo (15.4)	19.4
BOTH BANKS	
1983-89, Exc (16.0)	20.0
Turbo (22.1)	26.1

VALVE GRIND COMBINATIONS

Add The Following Operations If Performed Along With Valves, Grind.

VALVES GUIDES, KNURL	
Each	0.2
VALVES GUIDES, RENEW	
Each Bank	1.2
-NOTE-	
To Ream Guide, Add	0.2
ROCKER SHAFT ASSY, OVERHAUL	
Each Bank	0.5
TIMING CHAIN, RENEW	
1983-89, Exc	0.8
Turbo	1.5
TUNE-UP	
1983-89	0.6

11-VALVES, GRIND (HEAD REMOVED) (A)

One Head (0.7)	1.2
One Bank (2.0)	3.0
Both Banks (4.0)	6.0

12-ROCKER ARM, RENEW (B)

Includes: Valve Cover & Adjust Valves.

UPPER	
Each Side (2.0)	3.0
LOWER	
Each Side (3.2)	4.2

13-CAMSHAFT, R&R OR RENEW (B)

After Engine Is Removed.

Right Side, Exc (4.6)	5.6
Turbo (5.2)	6.2
Left Side, Exc (4.6)	5.6
Turbo (6.9)	7.9
Both Sides, Exc (6.8)	8.8
Turbo (9.5)	11.5

14-TIMING CHAIN HOUSING, RENEW (B)

After Engine Is Removed.

Right Side, Exc (3.9)	4.9
Turbo (4.2)	5.2
Left Side, Exc (3.9)	4.9
Turbo (4.8)	5.8
Both Sides, Exc (5.7)	7.7
Turbo (7.0)	9.0

15-TIMING CHAIN COVER, RENEW (B)

After Engine Is Removed.

Right Side, Exc (0.6)	1.1
Turbo (2.4)	2.9
Left Side, Exc (0.6)	1.1
Turbo (2.9)	3.4
Both Sides, Exc (1.0)	2.0
Turbo (3.3)	4.3

16-TIMING CHAIN, GUIDE OR TENSIONER, RENEW (B)

After Engine Is Removed.

1983-89, Exc (2.0)	3.0
Turbo (6.2)	7.2

17-PISTON & CYLINDER ASSY, RENEW (A)

After Engine And Cylinder Heads Are Removed.

One Cylinder (0.4)	0.7
All Cylinders, One Bank (0.5)	1.0
All Cylinders, Both Banks (1.0)	2.0

18-PISTON RINGS OR RODS, RENEW (A)

After Engine And Cylinder Heads Are Removed.

PISTON RINGS	
After Pistons Are Removed.	
1983-89 (1.0)	1.5
CONNECTING RODS	
After Crankshaft Is Removed.	
1983-89 (0.2)	0.6

PISTON & RING COMBINATIONS

Add The Following Operations If Performed Along With Pistons & Ring Jobs.

One	2.0
Both	3.5
MAIN BEARINGS, RENEW	
1983-89	1.3
CRANKSHAFT, RENEW	
1983-89	2.0
OIL PUMP, RENEW	
1983-89	1.0
OIL PUMP SCREEN, CLEAN	
1983-89	0.2
REAR MAIN OIL SEAL, RENEW	
1983-89	1.0
TIMING CHAIN, RENEW	
1983-89, Exc	0.8
Turbo	1.5
VALVES, GRIND	
See Valves Grind (Head Removed) And Combinations.	
TUNE-UP	
1983-89	0.6

19-CONNECTING ROD BEARINGS, RENEW (A)

After Engine & Crankshaft Are Removed.

1983-89 (1.3)	1.8
---------------	-----

20-MAIN BEARINGS, RENEW (B)

After Engine & Crankshaft Are Removed.

1983-98	2.2
---------	-----

21-CRANKSHAFT, RENEW (A)

After Engine Is Removed. Includes: Replace All Bearings & Seals.

1983-89	6.0
---------	-----

22-REAR MAIN OIL SEAL, RENEW (B)

After Engine Is Removed.

1983-89 (1.0)	1.5
---------------	-----

23-OIL COOLER, RENEW (B)

Main Oil Cooler (2.6)	3.6
Auxiliary Oil Cooler (1.4)	1.9

24-OIL PUMP, RENEW (B)

After Engine Is Removed.

1983-89 (17.3)	22.3
----------------	------

Parts

NON-ILLUSTRATED PARTS

ILLUSTRATED PARTS

ENGINE ASSEMBLY

1983	93011091500	00
1984-86		
Coupe/Targa	CONTACT DEALER	
Cabriolet	CONTACT DEALER	
Turbo	CONTACT DEALER	
1987-89		
Coupe/Targa	CONTACT DEALER	
Cabriolet	CONTACT DEALER	
Turbo	CONTACT DEALER	

CYLINDER BLOCK

1983		
W/O Turbo	93010191500	3388.85
W/Turbo	93010191600	2542.30
1984-89		
W/O Turbo	93010191700	3294.85
W/Turbo	93010191800	3510.40

ENGINE OVERHAUL GASKET SET

1983	93010090703	251.40
1984-89		
W/O Turbo	93010090704	242.35
W/Turbo	93010090802	362.25

OIL PUMP

1983	91110700801	348.15
1984-89		
W/O Turbo	91110700805	543.15
W/Turbo	93010700804	993.55

ENGINE MOUNT

1983-89		
W/O Cabrio	91137504300	61.70
W/Cabrio	91137504307	38.10

1-CYLINDER HEAD

1983		
W/O Turbo	93010401805	946.40
W/Turbo	93010404309	749.75
1984-89		
W/O Valves		
W/O Turbo	93010403302	749.75
W/Turbo	93010404309	749.75
W/Valves		
W/O Turbo	93010401102	706.75
W/Turbo	93010404309	749.75

2-CAMSHAFT HOUSING

1983-89	93010502100	739.50
---------	-------------	--------

3-RIGHT COVER

1983-89	90110511503	64.20
---------	-------------	-------

4-LEFT COVER

1983-89		
W/O Turbo	93010511600	66.70
W/Turbo		
Right	93010511601	69.05
Left	93010511600	66.70

5-COVER GASKET

1983	93010519201	2.65
1984-89	93010519400	6.00

6-COVER GASKET

1983-84	93010519101	2.65
1985-89	93010519505	5.20

7-CHAIN CASE

1983-89	93010506201	151.95
---------	-------------	--------

8-LEFT HOUSING

1983-89	93010506102	157.90
---------	-------------	--------

9-HOUSING GASKET

1983-89	93010519305	2.40
---------	-------------	------

10-HOUSING GASKET

Right	93010519101	2.65
Left	93010519201	2.65

11-VALVES

1983-84	
Intake	
W/O Turbo	93010540913 28.05
W/Turbo	93010540902 53.05
Exhaust	
W/O Turbo	93010541915 57.20
W/Turbo	93010541903 85.55
1985-86	
Intake	
W/O Turbo	93010540913 28.05
W/Turbo	93010540902 53.05
Exhaust, Exc	93010541915 57.20
Turbo	93010541903 85.55
1987-89	
Intake	
W/O Turbo	93010540913 28.05
W/Turbo	93010540902 53.05
Exhaust	
W/O Turbo	93010541918 34.70
W/Turbo	93010541903 85.55

12-VALVE SEAL

1983-89	92810419308	3.99
---------	-------------	------

13-VALVE SPRINGS

1983-89	90110590100	47.40
---------	-------------	-------

14-VALVE RETAINER

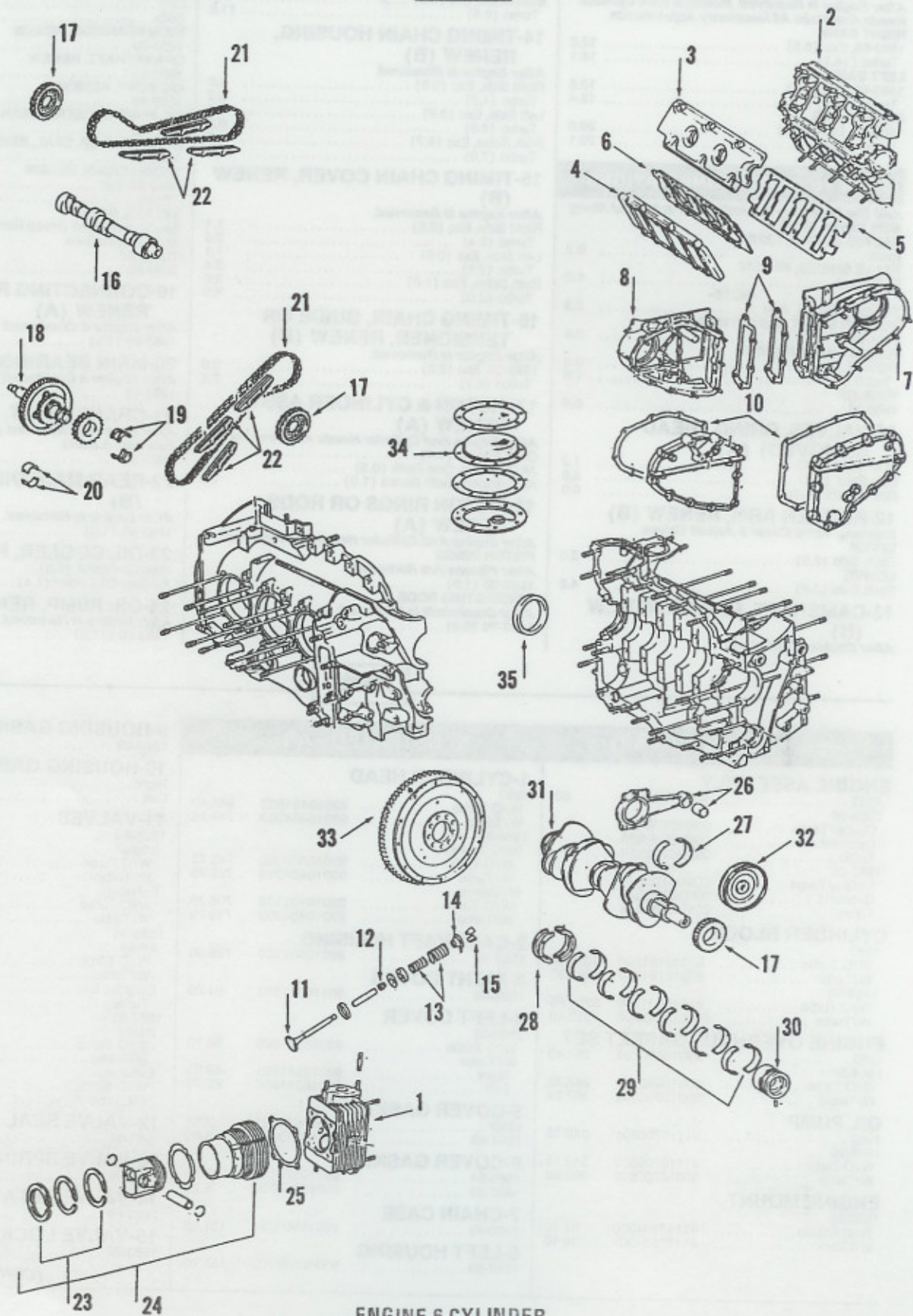
1983-89	90110542103	4.55
---------	-------------	------

15-VALVE LOCKS

1983-89	90110541700	60
---------	-------------	----

(CONTINUED)

Parts



ENGINE 6-CYLINDER

ENGINE - 6 CYLINDER- Parts Cont'd

16-CAMSHAFT

1983		
Right	93010514808	308.55
Left	93010514708	361.45
1984-89		
Right		
W/O Turbo	93010514810	470.40
W/Turbo	93010514203	572.70
Left		
W/O Turbo	93010514710	470.40
W/Turbo	93010514303	572.70

17-TIMING GEARS

Camshaft	90110554602	47.15
Crankshaft	90110211100	172.05

18-AUXILIARY SHAFT

1983		
W/O Turbo	91110501301	.00
W/Turbo	91110501311	.00
1984-89		
Size 0	93010501301	415.55
Size 1	93010501311	365.80

19-FITTING BEARING

1983-89	91610113700	11.40
---------	-------------	-------

20-INTERMEDIATE BEARING

1983-89	90110113500	8.99
---------	-------------	------

21-TIMING CHAIN

1983-89	91110552900	48.40
---------	-------------	-------

22-TIMING CHAIN RAIL

Upper	91110522206	4.90
Lower	91110522205	4.90

23-PISTON RINGS

Includes: One Set Of Rings For One Piston.

1983		
Mahle	93010396600	.00
Schmidt	93010398500	69.65
1989		
W/O Turbo	93010398600	54.90
W/Turbo	93010396800	55.50

24-PISTON ASSEMBLY

Includes: Six Piston W/Rings & Cylinder.

1983	93010397703	453.80
1984-86		
Group 5		
W/O Turbo	93010398103	554.90
W/Turbo	93010396903	534.30
Group 6		
W/O Turbo	93010398105	554.90
W/Turbo	93010396905	542.50
1987-89		
Group 5		
W/O Turbo		
Mahle	93010399001	439.95
KS	93010399101	197.05
W/Turbo	93010396903	534.30
Group 6		
W/O Turbo		
Mahle	93010399003	499.80
KS	93010399103	197.05
W/Turbo	93010396905	542.50

25-CYLINDER GASKET

1983	93010431700	15.30
1984-89	93010419400	1.30

26-CONNECTING ROD

1983	93010397400	679.65
1984-89	93010302073	.00

27-CONNECTING ROD BEARING

1983	93010314800	10.85
1984-89	93010314700	12.50

28-REAR CRANKSHAFT BEARING

Includes: Two Bearing Shells.

1983-89	93010113101	35.30
---------	-------------	-------

29-CRANKSHAFT MAIN BEARINGS

Includes: Items 28 & 30, And 12 Bearing Shells.

1983-89	93010190100	293.99
---------	-------------	--------

30-FRONT CRANKSHAFT BEARING

1983-89	93010113803	106.70
---------	-------------	--------

31-CRANKSHAFT

1983		
W/O Turbo	93010201505	2673.85
W/Turbo	93010201	1992.72
1984	93010201	1992.72
1985-89		
W/O Turbo	93010201409	3697.70
W/Turbo	93010201410	3357.15

32-CRANKSHAFT PULLEY

1983	93010212804	83.20
1984-89		
Exc Turbo		
1 Groove	93010202808	69.45
2 Groove	93010202403	85.40
Turbo		
1 Groove	93010212602	83.20
2 Groove	93010202404	103.60

1983		
W/O Turbo	93010731400	55.80
W/Turbo	93010731301	36.60

33-FLYWHEEL

See Clutch Group

34-OIL STRAINER

1983		
W/O Turbo	93010731400	55.80
W/Turbo	93010731301	36.60

35-REAR MAIN OIL SEAL

1983-89	99911326440	21.35
---------	-------------	-------

(GROUP 9)

ENGINE - 8 CYLINDER, 16 VALVE

(GROUP 9)

Time

OPERATION INDEX

Engine, R&R	1
Engine, R&R Or Renew	2
Engine, R&R & Overhaul	3
Cylinder Block, Renew	4
Short Block, Renew & Grind Valves	5
Long Block, Renew	6
Engine Mounts, Renew	7
Cylinder Head, R&R Or Gasket, Renew	8
Cylinder Head, Renew	9
Valve Cover Gasket, Renew	10
Valves, Grind	11
Valves, Grind (Head Removed)	12
Valve Spring Or Stem Seal, Renew	13
Valve Lifter, Renew	14
Camshaft, R&R Or Renew	15
Camshaft Seal, Renew	16
Timing Cover, R&R Or Renew	17
Timing Belt, Renew	18
Timing Belt Tensioner, Renew	19
Piston Rings, Renew	20
Piston Or Connecting Rod, Renew	21
Connecting Rod Bearings, Renew	22
Main Bearings, Renew	23
Main & Rod Bearings, Renew	24
Crankshaft, Renew	25
Crankshaft Front Oil Seal, Renew	26
Rear Main Oil Seal, Renew	27
Crankshaft Pulley, Renew	28
Vibration Damper, Renew	29
Oil Cooler, Renew	30
Oil Pan Or Gasket, Renew	31
Oil Pump, Renew	32

1-ENGINE, R&R (B)

Does Not Include: Transfer Of Any Part Of Engine Or Replacement Of Optional Equipment.

1983-84, Exc (8.9)	10.9
Auto Trans (9.6)	11.6

2-ENGINE, R&R OR RENEW (B)

Includes: Transfer Of All Fuel & Electrical Units. Does Not Include Transfer Of Optional Equipment.

1983-84, Exc	12.9
Auto Trans	13.6

3-ENGINE, R&R & OVERHAUL (A)

Includes: Disassemble & Clean Engine, Ridge Ream & Hone Cylinders, Fit Pistons, Rings, Plns, Main & Rod Bearings, Grind Valves & Tune-Up.

1983-84, Exc (32.7)	42.7
Auto Trans (33.4)	43.4

4-CYLINDER BLOCK, RENEW (A)

Includes: R&R Engine And Transfer All Necessary Components.

1983-84, Exc	37.7
Auto Trans	38.4

5-SHORT BLOCK, RENEW & GRIND VALVES (A)

Includes: R&R Engine And Replacement Of All Necessary Components.

1983-84, Exc (25.8)	30.8
Auto Trans (26.5)	31.5

6-LONG BLOCK, RENEW (A)

Includes: R&R Engine And Transfer All Necessary Components Not Supplied With Long Block.

1983-84, Exc	14.9
Auto Trans	15.6

7-ENGINE MOUNTS, RENEW (B)

One (3.9)	4.4
Both (4.0)	5.0

8-CYLINDER HEAD, R&R OR GASKET, RENEW (B)

Includes: Clean Carbon And Make All Necessary Adjustments.

One Side (9.0)	11.0
Both Sides (12.4)	16.4

9-CYLINDER HEAD, RENEW (A)

Includes: R&R Cylinder Head, Grind Or Renew Valves, Transfer All Necessary Components & Make All Adjustments.

One Side (11.7)	13.7
Both Sides (17.1)	21.1

10-VALVE COVER GASKET, RENEW (B)

One Side (2.3)	2.8
Both Sides (3.2)	4.2

11-VALVES, GRIND (A)

Includes: R&R Cylinder Head And Make All Necessary Adjustments.

One Side (13.0)	16.0
Both Sides (19.7)	23.7

VALVE GRIND COMBINATIONS

Add The Following Operations If Performed Along With Valves, Grind.

VALVE GUIDE, KNURL	
Each	0.2
VALVE GUIDES, RENEW	
Each	0.4

-NOTE-

To Ream Guide, Add

TIMING BELT, RENEW	
1983-84	1.8
TUNE-UP	
1983-84	0.8

12-VALVES, GRIND (HEAD REMOVED) (A)

One Head (3.6)	4.6
Both Heads (7.1)	9.1

13-VALVE SPRING OR STEM SEAL, RENEW (B)

Includes: R&R Valve Cover, Camshaft Housing & Spark Plugs. Cylinder Heads On Engine.

1983-84 (10.5)	12.5
----------------	------

14-VALVE LIFTER, RENEW (B)

Includes: R&R Valve Cover & Camshaft Housing.

Right Bank (3.7)	4.7
Left Bank (3.0)	4.0
Both Banks (5.3)	7.3

15-CAMSHAFT, R&R OR RENEW (B)

Includes: R&R Valve Cover.

Right Bank (3.7)	4.7
Left Bank (3.0)	4.0
Both Banks (5.3)	7.3

16-CAMSHAFT SEAL, RENEW (B)

Includes: R&R Timing Belt & Camshaft Gear.

One (1.3)	1.8
Both (1.6)	2.6

(CONTINUED)

ENGINE - 8 CYLINDER, 16 VALVE- Time Cont'd

17-TIMING COVER, R&R OR RENEW (B)	
1983-84	1.0
18-TIMING BELT, RENEW (B)	
1983-84 (3.5)	4.5
19-TIMING BELT TENSIONER, RENEW (B)	
1983-84 (1.8)	2.8
20-PISTON RINGS, RENEW (A)	
<i>Includes: R&R Engine, Cylinder Heads & Oil Pan, Hone Cylinder Walls And Plastigage Bearings.</i>	
1983-84, Exc (21.5)	26.5
Auto Trans (22.2)	27.2
21-PISTON OR CONNECTING ROD, RENEW (A)	
<i>Includes: R&R Engine, Cylinder Heads & Oil Pan, Hone Cylinder Walls And Plastigage Bearings.</i>	
1983-84, Exc (20.4)	25.4
Auto Trans (21.1)	26.1

PISTON & RING COMBINATIONS

Add The Following Operations If Performed Along

<i>With Piston Or Ring Jobs.</i>	
MAIN BEARINGS, RENEW	
1983-84	3.0
CRANKSHAFT, RENEW	
1983-84	3.5
OIL PUMP, RENEW	
1983-84	1.9
OIL PUMP SCREEN, CLEAN	
1983-84	0.2
REAR MAIN OIL SEAL, RENEW	
1983-84	0.4
TIMING BELT, RENEW	
1983-84	1.8
VALVES, GRIND	
<i>See Valves, Grind (Head Removed) And Combinations.</i>	
TUNE-UP	
1983-84	0.8
22-CONNECTING ROD BEARINGS, RENEW (A)	
<i>Includes: R&R Oil Pan & Plastigage Bearings.</i>	
1983-84	7.9
23-MAIN BEARINGS, RENEW (A)	
<i>After Engine Is Removed.</i>	
1983-84	10.1
24-MAIN & ROD BEARINGS, RENEW (A)	
<i>After Engine Is Removed.</i>	
1983-84	12.3

25-CRANKSHAFT, RENEW (A)	
<i>After Engine Is Removed.</i>	
1983-84 (15.1)	20.1
26-CRANKSHAFT FRONT OIL SEAL, RENEW (B)	
1983-84 (4.0)	5.0
27-REAR MAIN OIL SEAL, RENEW (B)	
<i>After Engine Is Removed.</i>	
1983-84 (0.4)	0.7
28-CRANKSHAFT PULLEY, RENEW (C)	
1983-84 (1.1)	1.6
29-VIBRATION DAMPER, RENEW (B)	
1983-84	1.8
30-OIL COOLER, RENEW (B)	
1983-84, Exc (1.2)	1.7
Auto Trans (1.6)	2.1
31-OIL PAN OR GASKET, RENEW (B)	
1983-84 (5.9)	6.9
32-OIL PUMP, RENEW (B)	
1983-84 (3.5)	4.5

Parts

NON-ILLUSTRATED PARTS

ENGINE ASSEMBLY

<i>Includes: Total Engine.</i>	
1983-84	
Manual Trans	CONTACT DEALER
Auto Trans	CONTACT DEALER

SHORT ENGINE

<i>Includes: Crankshaft, Pistons, Oil Pump & Oil Pan.</i>		
1983	92810091103	7818.85
1984	92810091105	8303.65

CYLINDER BLOCK

<i>Includes: Block W/Pistons.</i>		
1983	92810190801	5219.40
1984	92810190802	5219.40

ENGINE OVERHAUL GASKET SET

1983-84	92810090101	306.55
---------	-------------	--------

OIL PUMP

1983-84	92810700	348.48
---------	----------	--------

OIL STRAINER

<i>In Pan</i>		
1983-84	92810703206	109.65
<i>In Canister</i>		
1983-84	92810771703	12.50

ENGINE MOUNT

1983	92837504302	92.20
1984	92837503900	202.85

ILLUSTRATED PARTS

1-CYLINDER HEAD

1983-84	92810407200	1123.95
---------	-------------	---------

2-CYLINDER HEAD GASKET

<i>1983-84</i>		
Right	92810436106	41.50
Left	92810436206	41.50

3-CAMSHAFT HOUSING

1983-84	92810525100	628.95
---------	-------------	--------

4-HOUSING GASKET

1983-84	92810519912	2.65
---------	-------------	------

5-INTAKE VALVE

1983-84	92810541300	20.80
---------	-------------	-------

6-EXHAUST VALVE

1983-84	92810541703	41.45
---------	-------------	-------

7-INTAKE VALVE SEAT

1983-84	92810433855	8.40
---------	-------------	------

8-EXHAUST VALVE SEAT

1983-84	92810433655	10.85
---------	-------------	-------

9-VALVE SEAL

1983-84	92810419308	3.99
---------	-------------	------

10-VALVE SPRINGS

1983-84	92810590503	22.60
---------	-------------	-------

11-VALVE RETAINER

1983-84	92810544904	4.45
---------	-------------	------

12-VALVE LOCKS

1983-84	90110541700	.60
---------	-------------	-----

13-LIFTER

1983-84	92810531106	46.75
---------	-------------	-------

14-CAMSHAFT

<i>1983-84</i>		
Right	92810525100	628.95
Left	92810520400	697.30

15-FRONT CRANKSHAFT SEAL

1983-84	99911326340	26.90
---------	-------------	-------

16-TIMING GEARS

<i>Camshaft</i>		
1983-84	92810554510	60.25
<i>Crankshaft</i>		
1983-84	92810512512	27.20

17-TIMING BELT

1983-84	92810515740	68.20
---------	-------------	-------

18-TENSIONER HOUSING

1983-84	92810508602	178.45
---------	-------------	--------

19-WASHER

1983-84	99970165040	1.45
---------	-------------	------

20-PLATE

1983-84	92810558800	19.90
---------	-------------	-------

21-TENSION PISTON

1983-84	92810505903	39.99
---------	-------------	-------

22-CLAMP

1983-84	99951234502	2.99
---------	-------------	------

23-INSULATOR

1983-84	92810555206	5.05
---------	-------------	------

24-TENSION BRACKET

1983-84	92810554005	51.70
---------	-------------	-------

25-TENSION ROLLER

1983-84	92810557100	39.40
---------	-------------	-------

26-TENSION ROLLER

1983-84	92810551212	57.99
---------	-------------	-------

27-SLIDE RAIL

1983-84	92810556701	3.15
---------	-------------	------

28-PISTON RINGS

<i>Includes: Ring Set.</i>		
1983-84	92810390601	54.90

29-PISTON

<i>Includes: Piston W/Ring Set.</i>		
1983-84	92810309300	187.90

30-CONNECTING ROD

1983-84	92810301402	300.40
---------	-------------	--------

31-CONNECTING ROD BEARING

<i>Includes: One Half Shell.</i>		
1983-84	92810314302	11.10

32-CRANKSHAFT MAIN BEARINGS

<i>Includes: Complete Set Of Bearings.</i>		
1983-84	92810190102	131.60

33-CRANKSHAFT

1983-84	92810201125	2904.80
---------	-------------	---------

34-REAR MAIN OIL SEAL

1983-84	99911326440	21.35
---------	-------------	-------

35-VIBRATION DAMPER

1983-84	92810212021	385.15
---------	-------------	--------

36-CRANKSHAFT PULLEY

<i>1983-84</i>		
Single Groove	92810211803	43.80
<i>Multi Groove</i>		
1983	92810213903	113.25
1984	92810213905	119.50

37-FLYWHEEL

<i>See Clutch Group</i>		
-------------------------	--	--

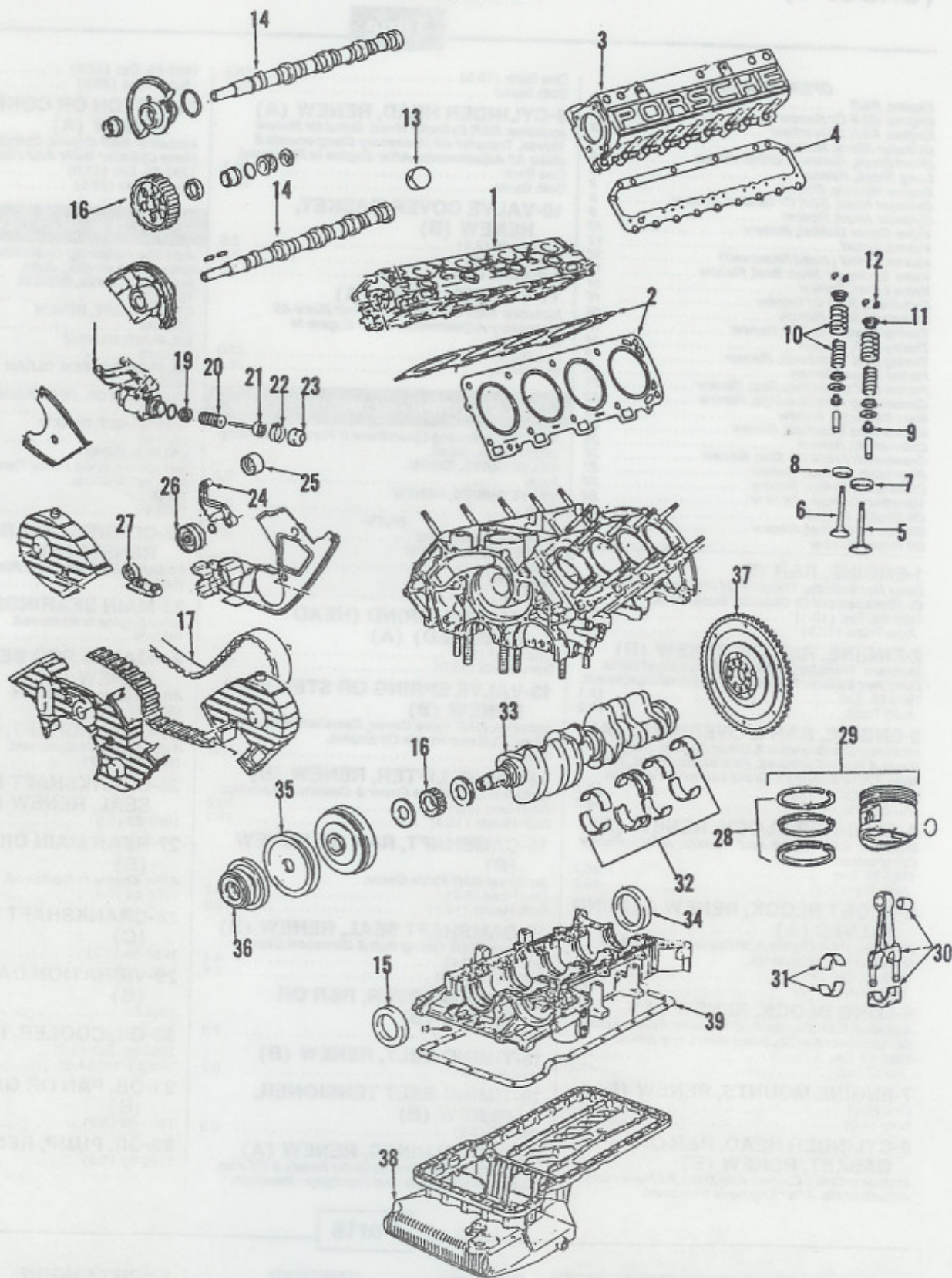
38-OIL PAN

1983-84	92810120110	633.55
---------	-------------	--------

39-OIL PAN GASKET

1983-84	92810120700	13.55
---------	-------------	-------

Parts



8-CYLINDER, 1981-84

(GROUP 9)

ENGINE - 8 CYLINDER, 32 VALVE

(GROUP 9)

Time

OPERATION INDEX

Engine, R&R	1
Engine, R&R Or Renew	2
Engine, R&R & Overhaul	3
Cylinder Block, Renew	4
Short Block, Renew & Grind Valves	5
Long Block, Renew	6
Engine Mounts, Renew	7
Cylinder Head, R&R Or Gasket, Renew	8
Cylinder Head, Renew	9
Valve Cover Gasket, Renew	10
Valves, Grind	11
Valves, Grind (Head Removed)	12
Valve Spring Or Stem Seal, Renew	13
Valve Lifter, Renew	14
Camshaft, R&R Or Renew	15
Camshaft Seal, Renew	16
Timing Cover, R&R Or Renew	17
Timing Belt, Renew	18
Timing Belt Tensioner, Renew	19
Piston Rings, Renew	20
Piston Or Connecting Rod, Renew	21
Connecting Rod Bearings, Renew	22
Main Bearings, Renew	23
Main & Rod Bearings, Renew	24
Crankshaft, Renew	25
Crankshaft Front Oil Seal, Renew	26
Rear Main Oil Seal, Renew	27
Crankshaft Pulley, Renew	28
Vibration Damper, Renew	29
Oil Cooler, Renew	30
Oil Pan Or Gasket, Renew	31
Oil Pump, Renew	32

1-ENGINE, R&R (B)

Does Not Include: Transfer Of Any Part Of Engine Or Replacement Of Optional Equipment.
1985-89, Exc (13.1) 15.1
Auto Trans (12.2) 14.2

2-ENGINE, R&R OR RENEW (B)

Includes: Transfer Of All Fuel & Electrical Units. Does Not Include Transfer Of Optional Equipment.
1985-89, Exc 17.1
Auto Trans 16.2

3-ENGINE, R&R & OVERHAUL (A)

Includes: Disassemble & Clean Engine, Ridge Ream & Hone Cylinders, Fit Pistons, Rings, Pins, Main & Rod Bearings, Grind Valves & Tune-Up.
1985-89, Exc (43.7) 53.7
Auto Trans (44.2) 54.2

4-CYLINDER BLOCK, RENEW (A)

Includes: R&R Engine And Transfer All Necessary Components.
1985-89, Exc 48.7
Auto Trans 49.2

5-SHORT BLOCK, RENEW & GRIND VALVES (A)

Includes: R&R Engine And Replacement Of All Necessary Components.
1985-89, Exc (36.7) 41.7
Auto Trans (37.2) 42.2

6-LONG BLOCK, RENEW (A)

Includes: R&R Engine And Transfer All Necessary Components Not Supplied With Long Block.
1985-89, Exc 19.1
Auto Trans 18.2

7-ENGINE MOUNTS, RENEW (B)

One (3.9) 4.4
Both (4.0) 5.0

8-CYLINDER HEAD, R&R OR GASKET, RENEW (B)

Includes: Clean Carbon And Make All Necessary Adjustments. After Engine Is Removed.

One Bank (16.5)	18.5
Both Banks	25.5

9-CYLINDER HEAD, RENEW (A)

Includes: R&R Cylinder Head, Grind Or Renew Valves, Transfer All Necessary Components & Make All Adjustments. After Engine Is Removed.
One Bank 20.5
Both Banks 29.5

10-VALVE COVER GASKET, RENEW (B)

Right Bank (2.4)	2.9
Left Bank (1.9)	2.4
Both Banks (3.5)	4.5

11-VALVES, GRIND (A)

Includes: R&R Cylinder Head And Make All Necessary Adjustments. After Engine Is Removed.
One Bank 25.0
Both Banks 38.2

VALVE GRIND COMBINATIONS

Add The Following Operations If Performed Along With Valves, Grind.

VALVE GUIDE, KNURL	
Each	0.2
VALVE GUIDES, RENEW	
Each	0.4

-NOTE-

To Ream Guide, Add

TIMING BELT, RENEW	
1985-89	2.6
TUNE-UP	
1985-89	0.8

12-VALVES, GRIND (HEAD REMOVED) (A)

One Head (9.1)	10.1
Both Heads (13.0)	15.0

13-VALVE SPRING OR STEM SEAL, RENEW (B)

Includes: R&R Valve Cover, Camshaft & Spark Plugs. Cylinder Heads On Engine.
1985-89 17.5

14-VALVE LIFTER, RENEW (B)

Includes: R&R Valve Cover & Camshaft Housing.
One Head (8.2) 10.2
Both Heads (12.9) 15.9

15-CAMSHAFT, R&R OR RENEW (B)

Includes: R&R Valve Cover.
One Head (8.2) 10.2
Both Heads (12.9) 15.9

16-CAMSHAFT SEAL, RENEW (B)

Includes: R&R Timing Belt & Camshaft Gear.
One Head (3.4) 4.4
Both Heads (3.8) 5.8

17-TIMING COVER, R&R OR RENEW (B)

1985-89 2.3

18-TIMING BELT, RENEW (B)

1985-89 (5.2) 6.2

19-TIMING BELT TENSIONER, RENEW (B)

1985-89 (5.9) 6.9

20-PISTON RINGS, RENEW (A)

Includes: R&R Engine, Cylinder Heads & Oil Pan, Hone Cylinder Walls And Plastigage Bearings.

1985-89, Exc (22.9)	27.9
Auto Trans (23.6)	28.6

21-PISTON OR CONNECTING ROD, RENEW (A)

Includes: R&R Engine, Cylinder Heads & Oil Pan, Hone Cylinder Walls And Plastigage Bearings.
1985-89, Exc (21.8) 26.8
Auto Trans (22.5) 27.5

PISTON & RING COMBINATIONS

Add The Following Operations If Performed Along With Piston Or Ring Jobs.

MAIN BEARINGS, RENEW	
1985-89	4.0
CRANKSHAFT, RENEW	
1985-89	4.0
OIL PUMP, RENEW	
1985-89	2.1
OIL PUMP SCREEN, CLEAN	
1985-89	0.2
REAR MAIN OIL SEAL, RENEW	
1985-89	0.4
TIMING BELT, RENEW	
1985-89	2.3
VALVES, GRIND	
See Valves, Grind (Head Removed) And Combinations.	
TUNE-UP	
1985-89	0.8

22-CONNECTING ROD BEARINGS, RENEW (A)

Includes: R&R Oil Pan & Plastigage Bearings.
1985-89 7.9

23-MAIN BEARINGS, RENEW (A)

After Engine Is Removed.
1985-89 11.1

24-MAIN & ROD BEARINGS, RENEW (A)

After Engine Is Removed.
1985-89 13.3

25-CRANKSHAFT, RENEW (A)

After Engine Is Removed.
1985-89 (16.7) 21.7

26-CRANKSHAFT FRONT OIL SEAL, RENEW (B)

1985-89 (6.3) 7.3

27-REAR MAIN OIL SEAL, RENEW (B)

After Engine Is Removed.
1985-89 (0.4) 0.7

28-CRANKSHAFT PULLEY, RENEW (C)

1985-89 (1.2) 1.7

29-VIBRATION DAMPER, RENEW (B)

1985-89 2.0

30-OIL COOLER, RENEW (B)

1985-89, Exc (1.2) 1.7
Auto Trans (1.6) 2.1

31-OIL PAN OR GASKET, RENEW (B)

1985-89 (5.9) 6.9

32-OIL PUMP, RENEW (B)

1985-89 (5.2) 6.2

Parts

NON-ILLUSTRATED PARTS

ENGINE ASSEMBLY

1985-86

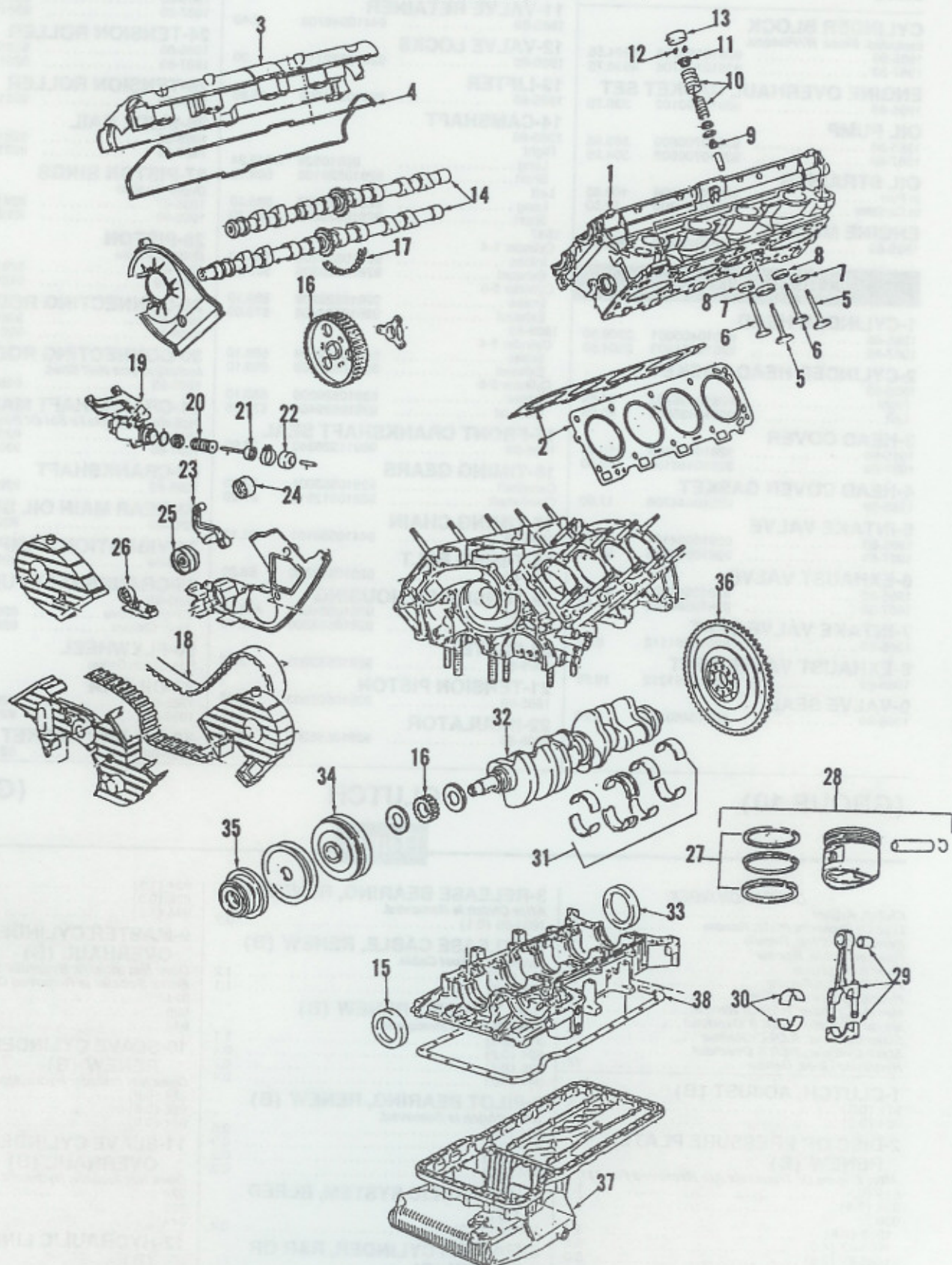
Manual Trans	CONTACT DEALER	
Auto Trans	92810091108	8303.65
1987-89		
Manual Trans	CONTACT DEALER	
Auto Trans	CONTACT DEALER	

SHORT ENGINE

Includes: Crankshaft, Pistons, Oil Pump & Oil Pan.
1985-86 92810091108 8303.65
1987-89 92810091111 8307.60

(CONTINUED)

Parts



8-CYLINDER, 1985-87

ENGINE - 8 CYLINDER, 32 VALVE- Parts Cont'd

CYLINDER BLOCK <i>Includes: Block W/Pistons.</i>		
1985-86	92810190803	5224.55
1987-89	92810190706	4938.75
ENGINE OVERHAUL GASKET SET		
1985-89	92810090102	330.75
OIL PUMP		
1985-86	92810700800	363.95
1987-89	92810700802	304.25
OIL STRAINER		
In Pan	92810703206	109.65
In Canister	92810771703	12.50
ENGINE MOUNT		
1985-89	92837503900	202.85

ILLUSTRATED PARTS

1-CYLINDER HEAD		
1985-86	92810405001	2309.50
1987-89	92810401403	2504.50
2-CYLINDER HEAD GASKET		
1985-89		
Right	92810436702	44.65
Left	92810436802	40.99
3-HEAD COVER		
1985-86	928104446106	150.25
1987-89	928104446108	169.50
4-HEAD COVER GASKET		
1985-89	92810444706	17.90
5-INTAKE VALVE		
1985-86	92810564101	37.70
1987-89	92810564105	37.70
6-EXHAUST VALVE		
1985-86	92810564201	41.99
1987-89	92810564205	41.99
7-INTAKE VALVE SEAT		
1985-89	92810461112	8.90
8-EXHAUST VALVE SEAT		
1985-89	92810461212	10.85
9-VALVE SEAL		
1985-89	92810460104	2.70

10-VALVE SPRINGS		
1985-89	92810590507	26.20
11-VALVE RETAINER		
1985-89	94410546703	2.40
12-VALVE LOCKS		
1985-89	92810522110	.30
13-LIFTER		
1985-89	92810531200	26.85
14-CAMSHAFT		
1985-86		
Right		
Long	92810529	D348.24
Short	92810529108	589.10
Left		
Long	92810529407	589.10
Short	92810529208	589.10
1987		
Cylinder 1-4		
Intake	92810529109	589.10
Exhaust	92810529309	589.10
Cylinder 5-8		
Intake	92810529209	589.10
Exhaust	92810529408	573.05
1988-89		
Cylinder 1-4		
Intake	92810529109	589.10
Exhaust	92810529309	589.10
Cylinder 5-8		
Intake	92810529209	589.10
Exhaust	92810529408	573.05
15-FRONT CRANKSHAFT SEAL		
1985-89	99911326340	26.90
16-TIMING GEARS		
Camshaft	92810553001	67.90
Crankshaft	92810512512	27.20
17-TIMING CHAIN		
1985-89	94410550101	21.15
18-TIMING BELT		
1985-89	92810515740	68.20
19-TENSIONER HOUSING		
1985-86	92810504606	442.10
1987-89	92810503600	442.10
20-PLATE		
1985-89	92810553903	3.85
21-TENSION PISTON		
1985-89	92810505903	39.99
22-INSULATOR		
1985-86	92810555206	5.05

1987-89	92810555208	4.25
23-TENSION BRACKET		
1985-86	92810548900	75.40
1987-89	92810548902	98.75
24-TENSION ROLLER		
1985-86	92810557102	45.95
1987-89	92810557104	62.25
25-TENSION ROLLER		
1985-89	92810551212	57.99
26-SLIDE RAIL		
1985-86	92810556701	3.15
1987-89	92810506700	116.45
27-PISTON RINGS		
<i>Order By Size</i>		
1985-87	92810390604	122.20
1988-89	92810390607TPP	56.40
28-PISTON		
<i>Order By Size</i>		
1985-86	92810306502	181.35
1987-89	92810304301	262.50
29-CONNECTING ROD		
1985-87	92810300600	231.70
1988-89	92810300800	138.05
30-CONNECTING ROD BEARING		
<i>Includes: One Half Shell.</i>		
1985-89	92810314302	11.10
31-CRANKSHAFT MAIN BEARINGS		
<i>Includes: Complete Set Of Bearings.</i>		
1985-86	92810190102	131.60
1987-89	92810190107	121.99
32-CRANKSHAFT		
1985-89	92810201127	2904.80
33-REAR MAIN OIL SEAL		
1985-89	99911326440	21.35
34-VIBRATION DAMPER		
1985-89	92810212021	385.15
35-CRANKSHAFT PULLEY		
1985-89		
Single Groove	92810211803	43.80
Multi Groove	92810213911	90.40
36-FLYWHEEL		
<i>See Clutch Group</i>		
37-OIL PAN		
1985-87	92810120110	633.55
1988-89	92810120111	633.55
38-OIL PAN GASKET		
1985-89	92810120700	13.55

(GROUP 10)

CLUTCH

(GROUP 10)

Time

OPERATION INDEX

Clutch, Adjust	1
Disc Or Pressure Plate, Renew	2
Release Bearing, Renew	3
Release Cable, Renew	4
Flywheel, Renew	5
Pilot Bearing, Renew	6
Hydraulic System, Bleed	7
Master Cylinder, R&R Or Renew	8
Master Cylinder, R&R & Overhaul	9
Slave Cylinder, R&R Or Renew	10
Slave Cylinder, R&R & Overhaul	11
Hydraulic Lines, Renew	12
1-CLUTCH, ADJUST (B)	
911 (0.3)	0.5
924 (0.2)	0.4
2-DISC OR PRESSURE PLATE, RENEW (B)	
<i>After Engine Or Transaxle Are Removed For 911.</i>	
911 (0.6)	1.1
924 (7.5)	9.0
928	
1983 (2.8)	4.3
1984-87 (4.0)	5.5
1988-89 (3.5)	5.0
944, Exc (7.8)	9.3
Turbo (13.2)	14.7

3-RELEASE BEARING, RENEW (B)	
<i>After Clutch Is Removed.</i>	
1983-89 (0.1)	0.2
4-RELEASE CABLE, RENEW (B)	
<i>Includes: Adjust Cable.</i>	
911 (0.7)	1.2
924 (0.6)	1.1
5-FLYWHEEL, RENEW (B)	
<i>After Clutch Is Removed.</i>	
911 (0.8)	1.1
924 (0.2)	0.4
928 (0.4)	0.7
944 (0.2)	0.4
6-PILOT BEARING, RENEW (B)	
<i>After Clutch Is Removed.</i>	
911 (0.3)	0.5
924 (0.2)	0.3
928 (0.1)	0.2
944 (0.2)	0.3
7-HYDRAULIC SYSTEM, BLEED (B)	
1983-89 (0.2)	0.4
8-MASTER CYLINDER, R&R OR RENEW (B)	
<i>Does Not Include: Hydraulic System Bleed. After Brake Booster Is Removed On 928.</i>	

924 (1.1)	1.6
928 (0.3)	0.6
944 (1.2)	1.7
9-MASTER CYLINDER, R&R & OVERHAUL (B)	
<i>Does Not Include: Hydraulic System Bleed. After Brake Booster Is Removed On 928.</i>	
924	2.1
928	1.1
944	2.2
10-SLAVE CYLINDER, R&R OR RENEW (B)	
<i>Does Not Include: Hydraulic System Bleed.</i>	
924 (0.9)	1.4
928 (0.6)	0.9
944 (0.9)	1.4
11-SLAVE CYLINDER, R&R & OVERHAUL (B)	
<i>Does Not Include: Hydraulic System Bleed.</i>	
924	1.9
928	1.6
944	1.9
12-HYDRAULIC LINES, RENEW (B)	
<i>Does Not Include: Hydraulic System Bleed.</i>	
1983-89 (0.9)	1.2

Parts

PARTS INDEX

Clutch Pressure Plate	1
Clutch Disc	2
Pilot Bearing	3
Flywheel	4
Release Bearing	5
Slave Cylinder	6
Slave Cylinder Repair Kit	7

1-CLUTCH PRESSURE PLATE

911		
1983-86		
W/O Turbo	91511600127	232.55
W/Turbo	93011602103	463.50
1987		
W/O Turbo	95011602302	359.80
W/Turbo	93011602103	463.50
1988		
W/O Turbo	95011601202	386.45
W/Turbo	93011602103	463.50
1989		
W/O Turbo	95011602302	359.80
W/Turbo	93011602103	463.50
924		
1986-88	94411602301	230.50
928		
1983-86	92811603126	229.00
1987-89	92811600410	480.30
944		
1983-89		
W/O Turbo	94411602301	230.50
W/S	94411602305	286.20
W/Turbo	95111602301	377.35

2-CLUTCH DISC

911		
1983-86		
W/O Turbo	91511601122	171.30
W/Turbo	95011601251	486.60
1987-89		
W/O Turbo	95011601202	386.45
W/Turbo	95011601251	486.60
924		
1986-88	94411601211	413.20
928		

1983		
Rigid	92811601123	151.50
Spring	92811601124	151.50
1984-86		
Front	92811601136	126.25
Rear	92811601135	151.50
1987-89	92811601321	195.80

944		
1983-89		
W/O Turbo	94411601211	413.20
W/Turbo	95111601114	381.55

3-PILOT BEARING

W/O Turbo	93110211100	15.80
W/Turbo	93010204200	30.85

4-FLYWHEEL

4 Cylinder		
Single Overhead Cam		
1983-84		
Manual Trans	94410205100	338.40
Auto Trans	94410205301	396.55
1985-89		
W/O Turbo		
Manual Trans	94410205101	332.99
Auto trans	94410205302	396.55
W/Turbo	95110205101	297.90

Dual Overhead Cam		
1987-89	94410205102	417.00

6 Cylinder		
1983	93010221500	349.15

1984-86		
W/O Turbo	93010203301	336.30
W/Turbo	93010221300	361.05
1987-88		
W/O Turbo	93010203303	327.99
W/Turbo	93010221300	361.05
1989		
W/O Turbo	93010203303	327.99
W/Turbo	93010202700	376.00

8 Cylinder		
16 Valve Engine		

1983		
Manual Trans	92810220210	337.70
Auto Trans	92810207500	595.95
1984		

Manual Trans	92810220211	316.35
Auto Trans	92810207502	791.90
32 Valve Engine		
1985-86		
Manual Trans	92810207800	399.70
Auto Trans	92810207501	791.90
1987-89		
Manual Trans	92810220803	413.20
Auto Trans	92810207503	793.00

5-RELEASE BEARING

911		
1983-86		
W/O Turbo	91511608280	104.45
W/Turbo	93011608110	115.50
1987-89		
W/O Turbo	95011608003	146.20
W/Turbo	93011608110	115.50

924		
1986-88	93111608204	100.45

928		
1983-86	92811608524	137.35
1987-89	92811608503	158.99

944		
1983-84		
W/O Turbo	93111608	127.10
W/Turbo	95111608	156.05

1985-89		
W/O Turbo	93111608204	100.45
W/Turbo	95111608201	121.35

944		
1983-84		
W/O Turbo	93111608	127.10
W/Turbo	95111608	156.05

1985-89		
W/O Turbo	93111608204	100.45
W/Turbo	95111608201	121.35

6-SLAVE CYLINDER

911		
1983-86	95011623710	87.85

924		
1986-88	94411623700	92.05

928		
1983-86		
W/O 10" Bracket	92842319300	133.15
W/10" Bracket	92842317306	72.45
1987-89	92811623720	62.20

944		
1983-84	477721171	152.70
1985-89	94411623700	92.05

7-SLAVE CYLINDER REPAIR KIT

924, 928, 944	92811690100	27.05
---------------	-------------	-------

(GROUP 11)

MANUAL TRANSAXLE - 911, 4 & 5 SPEED

(GROUP 11)

Time

OPERATION INDEX

Transaxle, R&R Or Renew	1
Transaxle, Overhaul	2
Transaxle, Reseal	3
Differential, Overhaul	4
Axle Seals, Renew	5
Shift Lever, Renew	6
Shift Linkage, Adjust	7
Shift Linkage, Renew	8
Transaxle Mounts, Renew	9

1-TRANSAXLE, R&R OR RENEW

(B)		
Includes: R&R Engine.		
1983 (3.8)	5.8	
1984-87 (4.7)	6.7	
1988-89 (4.9)	6.9	

-NOTE-

W/AC, Add (0.3)	0.5
-----------------	-----

2-TRANSAXLE, OVERHAUL (A)

After Transaxle Is Removed.	
1983-89 (3.0)	5.0

-NOTE-

To Overhaul Differential, Add (6.0)	6.5
-------------------------------------	-----

3-TRANSAXLE, RESEAL (B)

After Transaxle Is Removed. Includes: Renew All External Seals And Gaskets.	
1983-89	1.0

4-DIFFERENTIAL, OVERHAUL (A)

After Transaxle Is Removed.	
1983-86 (6.0)	8.0
1987-89 (6.5)	8.5

5-AXLE SEALS, RENEW (B)

Includes: R&R Axle Shaft.	
Each Side (0.9)	1.4

6-SHIFT LEVER, RENEW (B)

1983-87 (0.9)	1.4
1988-89 (1.1)	1.6

7-SHIFT LINKAGE, ADJUST (B)

1983-89 (0.5)	0.6
---------------	-----

8-SHIFT LINKAGE, RENEW (B)

After Engine Is Removed.	
1983-87 (0.8)	1.3
1988-89 (0.9)	1.4

9-TRANSAXLE MOUNTS, RENEW

(B)		
1983-89 (0.7)	1.2	

Parts

NON-ILLUSTRATED PARTS

TRANSAXLE ASSEMBLY		
1983-84		
W/O Coupe	91530001068	4981.35
W/Coupe	91530001070	4981.35
1985-86	91530001073	4981.35
1987-89		
W/O Turbo		
W/O Limited Slip	95030001001	4981.35
W/Limited Slip	95030002001	6013.55
W/Turbo		
W/O Limited Slip	93030001036	.00

W/Limited Slip	93030002036	7505.45
----------------	-------------	---------

TRANSAXLE GASKET SET

1984-86	91530091101	62.60
1987-89		
W/O Turbo	95030091100	56.70
W/Turbo	93030091100	70.55

ILLUSTRATED PARTS

CASE & RELATED PARTS

1-CASE		
1983		
W/O Turbo	91530190104	811.85

W/Turbo	93030190102	3238.40
---------	-------------	---------

1984-86		
W/O Turbo	91530190106	1221.45
W/Turbo	93030190102	3238.40

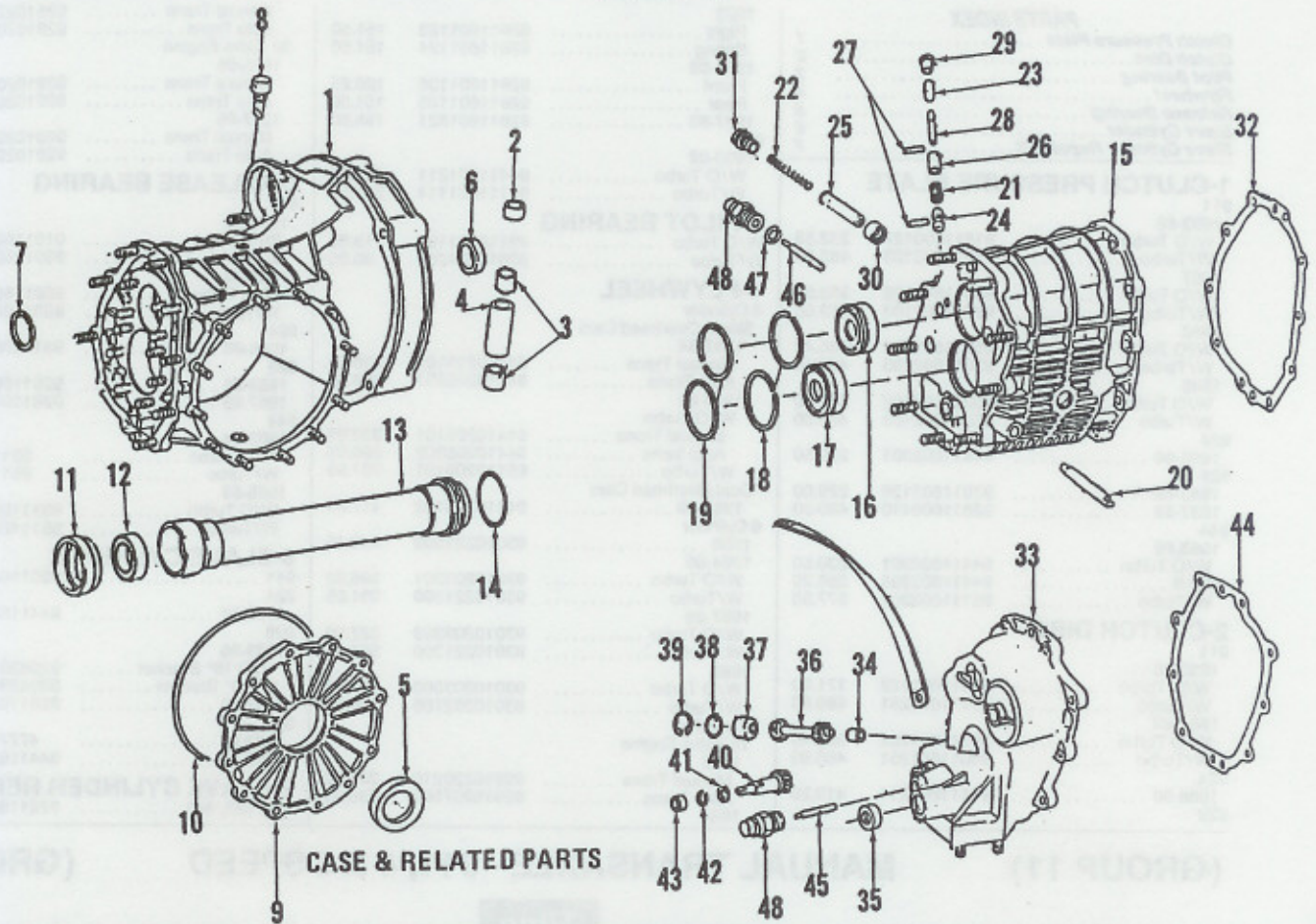
1987-89		
W/O Turbo	95030191003	1113.70
W/Turbo	93030190102	3238.40

2-BUSHING		
1983-89	91530111900	3.30

3-BUSHING		
1983-89		
W/O Turbo	91530112900	6.10
W/Turbo	99953101000	6.50

(CONTINUED)

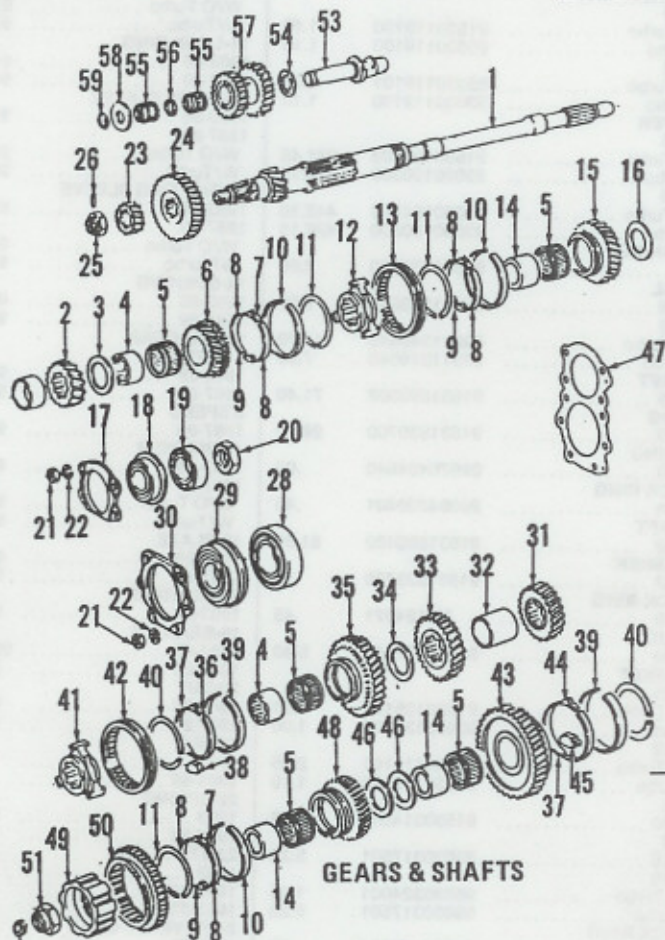
Parts



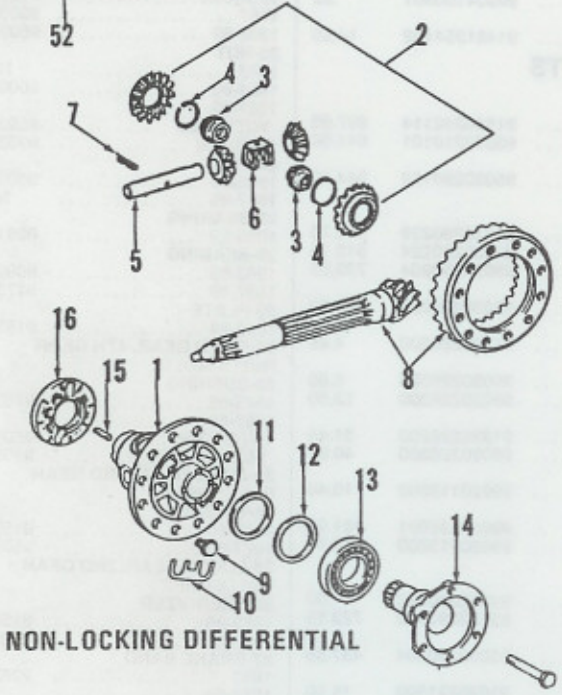
CASE & RELATED PARTS

MANUAL TRANSAXLE-911

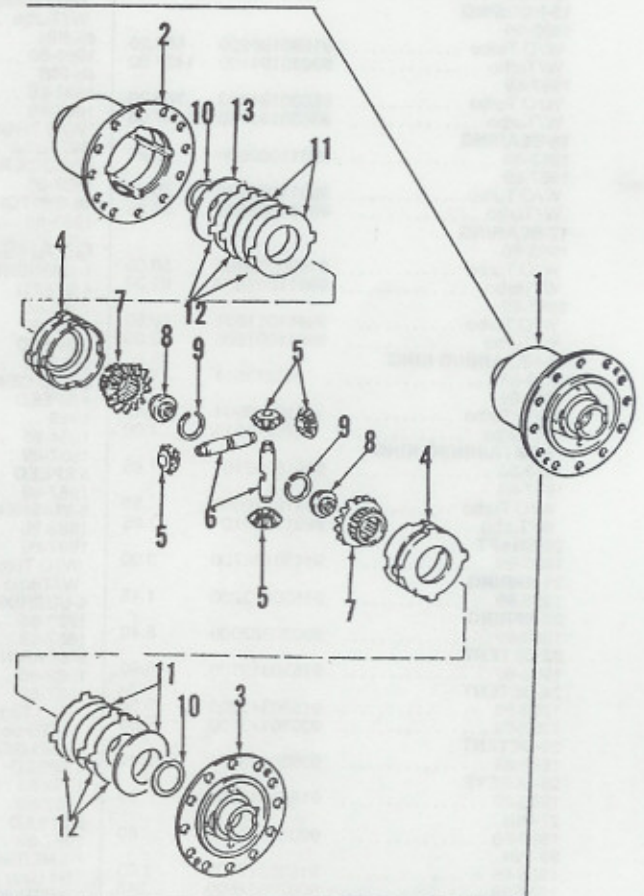
Parts



GEARS & SHAFTS



NON-LOCKING DIFFERENTIAL



LOCKING DIFFERENTIAL

MANUAL TRANSAXLE-911

MANUAL TRANSAXLE - 911, 4 & 5 SPEED-
Parts Cont'd

4-TUBE		
1983-86	91530113300	4.25
5-SEAL		
1983-86	99911318340	13.25
1987-89		
W/O Turbo	99911334740	11.35
W/Turbo	99911318340	13.25
6-SEAL		
1983-86	99911332740	8.80
1987-89	99911332640	9.65
7-RETAINING RING		
1983	99904132701	1.45
1984-89	99915205501	.75
8-BREATHER		
1983-86	90430107100	11.25
1987-89		
W/O Turbo	95030107100	19.90
W/Turbo	90430107100	11.25
9-COVER		
1983		
W/O Turbo	91530131105	156.65
W/Turbo	93030131102	325.90
1984-86	91530131106	156.65
1987-89		
W/O Turbo	95030131201	123.35
W/Turbo	93030131102	325.90
10-GASKET		
1983-86		
W/O Turbo	99970139240	9.10
W/Turbo	99970143740	10.90
1987-89		
W/O Turbo	99970174540	6.70
W/Turbo	99970143740	10.90
11-GUIDE		
1983-89	93030113300	29.20
12-SEAL		
1983-89	93030233200	18.85
13-TUBE		
1983-89	93030205300	181.70
14-O-RING		
1983-89	99970144040	2.25
15-HOUSING		
1983-86		
W/O Turbo	91530190200	598.20
W/Turbo	93030191100	1437.00
1987-89		
W/O Turbo	95030191103	708.70
W/Turbo	93030191100	1437.00
16-BEARING		
1983-86	99911002500	55.25
1987-89		
W/O Turbo	99911014203	55.90
W/Turbo	99911002500	55.25
17-BEARING		
1983-86		
W/O Turbo	91530239905	50.55
W/Turbo	99911007600	92.30
1987-89		
W/O Turbo	99911011801	68.50
W/Turbo	99911007600	92.30
18-RETAINING RING		
1983-86	N0273511	1.00
1987-89		
W/O Turbo	N10070901	1.15
W/Turbo	N0273511	1.00
19-RETAINING RING		
1983-86	99915203101	1.85
1987-89		
W/O Turbo	99915210600	.85
W/Turbo	99915203101	1.85
20-SHAFT		
1983-89	91430130700	3.90
21-SPRING		
1983-89	91530323200	1.45
22-SPRING		
1983-89	93030323008	5.40
23-DETENT		
1983-89	91530313100	8.90
24-DETENT		
1983-86	91530313000	9.50
1987-89	93030313100	7.55
25-DETENT		
1983-89	93030313501	12.40
26-SLEEVE		
1983-89	91530313500	.99
27-PIN		
1983-89	90030800900	.60
28-PIN		
1983-86	91530327100	1.35
1987-89	90030802600	.45
29-LOCK BOLT		
1983-86	91530112600	2.05
1987-89	90007535202	3.70
30-INSERT		
1983-89	99950410700	7.95

31-PLUG		
1983-89	93030325301	5.10
32-GASKET		
1983-86		
W/O Turbo	91530119100	1.50
W/Turbo	93030119100	1.10
1987-89		
W/O Turbo	95030119101	2.35
W/Turbo	93030119100	1.10
33-COVER		
1983-86		
W/O Turbo	91530190303	291.45
W/Turbo	93030190300	426.15
1987-89		
W/O Turbo	95030191303	442.10
W/Turbo	93030190300	426.15
34-BUSHING		
1983	91531833900	2.80
35-SEAL		
1983-86	99911318540	7.30
1987-89		
W/O Turbo	99911340440	11.70
W/Turbo	99911318540	7.30
36-SHAFT		
1983-89	91531803302	71.40
37-PLUG		
1983-89	91531830700	26.20
38-O-RING		
1983-89	99970434940	.00
39-LOCK RING		
1983-89	90004200401	.45
40-SHAFT		
1983-89	91531803402	51.55
41-WASHER		
1983-89	91531833700	.70
42-LOCK RING		
1983-89	N0124071	.45
43-PLUG		
1983-89	99911317540	5.40
44-GASKET		
1983-86		
W/O Turbo	91530135100	1.50
W/Turbo	93030135100	1.00
1987-89		
W/O Turbo	95030119101	2.35
W/Turbo	93030119100	1.10
45-PIN		
1983-89	91530314500	1.35
46-PIN		
1983-86	93030317501	5.20
1987-89		
W/O Turbo	95030324001	1.95
W/Turbo	93030317501	5.20
47-LOCK RING		
1983-89	99904150301	.25
48-SWITCH		
1983-89	91461354102	14.95
GEARS & SHAFTS		
1-MAINSHAFT & 1ST		
4 SPEED		
1983-86	91530292114	997.95
1987-89	93030210101	641.50
5 SPEED		
1987-89	95030290102	944.30
2-2ND GEAR		
4 SPEED		
1983	91530290239	512.75
1984-86	91530290224	512.75
1987-89	93030290204	723.55
5 SPEED		
1987-89	95030290202	505.90
3-WASHER		
1983-86	91530229200	4.45
1987-89		
W/O Turbo	95030229305	6.85
W/Turbo	93030229300	13.50
4-BUSHING		
1983-86	91530226200	31.45
1987-89	93030226300	46.99
5-BEARING		
1983-86	99920113800	10.40
1987-89		
W/O Turbo	99920125901	181.90
W/Turbo	99920113800	10.40
6-3RD GEAR		
4 SPEED		
1983-86	92330390323	.00
1987-89	93030290302	723.55
5 SPEED		
1987-89	95030290304	437.55
7-ENERGIZER		
1st Gear	93030231600	15.50
2nd Gear	91130231500	5.05
3rd & 4th Gear	93030232500	7.80
8-BRAKE BAND		
1983-89	91130231608	5.15
9-ANCHOR BLOCK		
1983-89	91130231704	6.10

10-SYNCHRO RING		
1983-84	91130230106	40.10
1987-89		
W/O Turbo	92830421105	41.30
W/Turbo	93030230300	72.75
11-LOCK RING		
1983-86	91130231101	10.15
1987-89	93030231301	.85
12-GUIDE SLEEVE		
1983-86	91130240220	154.05
1987-89		
W/O Turbo	95030402106	356.90
W/Turbo	93030240200	113.10
13-SHIFTING SLEEVE		
1983-86	91130241120	115.85
1987-89		
W/O Turbo	92830423106	146.99
W/Turbo	91130241120	115.85
14-BUSHING		
1983-86	91530226100	18.75
1987-89	93030226400	42.70
15-4TH GEAR		
4 SPEED		
1983-86	92330290428	609.60
1987-89	93030290403	723.55
5 SPEED		
1987-89	95030290407	458.05
16-WASHER		
1983-86	91530229401	18.10
1987-89		
W/O Turbo	95030229405	7.15
W/Turbo	93030229100	26.60
17-PLATE		
1983-86	91530212102	50.10
1987-89	93030212100	131.60
18-BEARING		
1983-89	99905203000	43.90
19-BEARING		
1983-86	999911003200	39.15
1987-89	93030239100	120.35
20-NUT		
1983-86	91530228100	9.10
1987-89	93030228100	7.95
21-NUT		
1983	N0110046	.25
1984-86	N01100813	.60
22-SPRING		
1983	90014200201	.45
1984-89	N0120086	.25
23-5TH GEAR		
1983	92330290523	609.60
1984-86	91530290579	641.50
1987-89	95030290522	460.35
24-REVERSE GEAR		
1983-86	91530291204	412.80
1987	93030222100	160.50
1988-89	95030290703	337.30
25-NUT		
1983	N0112131	2.70
1984-86	90007900900	1.45
1987-89		
W/O Turbo	95030228101	5.70
W/Turbo	93030245100	6.70
26-PIN		
1983-86	90030900500	.50
1987-89	N0133021	.20
28-BEARING		
1983-89	99911014600	92.80
29-BEARING		
1983-86	99905204300	76.75
1987-89	91730139100	174.60
30-PLATE		
1983-86	91530212303	59.70
31-FIXED GEAR, 4TH GEAR		
Part Of Item 15		
32-BUSHING		
1983-86	91530226501	15.95
1987-89		
W/O Turbo	95030226701	13.35
W/Turbo	93030226600	14.45
33-FIXED GEAR, 3RD GEAR		
Part Of Item 6		
34-WASHER		
1983-86	91530229300	7.45
1987-89	95030229200	6.30
35-LOOSE GEAR, 2ND GEAR		
Part Of Item 2		
36-ENERGIZER		
1983-86	91530231501	9.80
1987-89	93030231500	16.65
37-BRAKE BAND		
1983	92830231802	23.95
1984-89		
1st Speed	92830231908	19.10
2nd Speed	92830231802	23.95

(CONTINUED)

MANUAL TRANSAXLE - 911, 4 & 5 SPEED-
Parts Cont'd

38-ANCHOR BLOCK		
1983-89	92830232200	16.25
39-SYNCHRO RING		
1983-86		
1st Speed	91530230106	38.55
2nd Speed	91530230104	35.95
1987-89		
W/O Turbo	95030431102	58.99
W/Turbo	93030230100	63.99
40-LOCK RING		
1983-86	91530231101	5.60
1987-89	93030233301	.80
41-GUIDE SLEEVE		
1983-86	91530240102	118.85
1987-89		
W/O Turbo	95030403103	325.90
W/Turbo	93030240100	113.10
42-SHIFTING SLEEVE		
1983-86	93030241102	115.35
1987-89		
W/O Turbo	95030433100	63.99
W/Turbo	93030241101	123.05
43-LOOSE GEAR, 1ST GEAR		
Part Of Item 1		
44-ENERGIZER		
1983-86	91530231501	9.80
1987-89	93030231500	16.65
45-ANCHOR BLOCK		
1983-86	92830232100	7.45
1987-89	92830232001	7.95
46-WASHER		
1983-86	91530229100	6.85
1987-89	93030229200	27.80
47-SHIM		
Order By Size		
48-LOOSE GEAR, 5TH SPEED		
Part Of Item 23		
49-GUIDE SLEEVE		
1983-86	91530240501	223.40
1987-89	95030402105	252.95
50-SHIFTING SLEEVE		
1983-86	91530222709	217.95
1987-89	92830423106	146.99
51-NUT		
1983-86	91530228200	6.30
1987-89		
W/O Turbo	91530228100	9.10
W/Turbo	93030245300	6.55
52-GEAR		
1983	91531833100	37.15
53-SHAFT		
1983-86	91530222803	72.45
1987-89		
W/O Turbo	95030222801	59.90
W/Turbo	93030226901	100.95
54-BEARING		
1983-86	99920200100	3.85
55-BEARING		
1983-86	99920113500	6.05
1987-89		
W/O Turbo	99920122700	7.05
W/Turbo	99920111500	7.80
56-SPACER		
1983-86	91530223100	1.55
57-DOUBLE REVERSEING GEAR		
1983-86		
Part Of Item 24		
1987-89		

W/O Turbo		
Part Of Item 24		
W/Turbo	93030222200	206.70
58-WASHER		
1983-86	91530222901	3.35
1987-89		
W/O Turbo	95030228700	5.85
W/Turbo	93030222900	8.65
59-O-RING		
1983	16999970140	.00
1984-86	99970116940	.65
1987-89	99915205301	.95

NON-LOCKING DIFFERENTIAL

1-HOUSING		
1983-86	92533221201	763.40
1987-89		
W/O Turbo	95033221201	317.10
W/Turbo	93033221201	317.10
2-GEAR SET		
1983	91133290200	415.90
1984-86	92833290201	372.60
1987-89		
W/O Turbo	92833290203	372.60
W/Turbo	92833290201	372.60
3-RETAINER		
1983	91133220601	35.20
1984-86	92833227902	7.35
1987-89		
W/O Turbo	92833227903	7.35
W/Turbo	92833227902	7.35
4-RETAINER		
1983	99915201400	.85
5-SHAFT		
1983	91133220700	20.25
1984-86	92833220705	23.55
1987-89		
W/O Turbo	92833220707	23.50
W/Turbo	92833220705	23.55
6-ANCHOR BLOCK		
1983	91133220800	25.20
7-PIN		
1983	90030800500	.35
1984-89	90030903500	1.20
8-RING & PINION		
1983-86		
W/O Turbo	91530291113	1037.99
W/Turbo	93030291101	1175.30
1987-88		
W/O Turbo	95030291103	1018.65
W/Turbo	93030291101	1175.30
1989		
W/O Turbo	95030291105	854.55
W/Turbo	93030291101	1175.30
9-BOLT		
1983-89	92833227603	3.30
10-LOCK PLATE		
1983-86	90133228501	.75
1987-89		
W/O Turbo	95033228500	1.50
W/Turbo	90133228501	.75
11-SPACER		
Order By Size		
12-WASHER		
1983-86	91533226300	2.15
1987-89		
W/O Turbo	95033226800	1.10
W/Turbo	91533226300	2.15
13-BEARING		
1983-89		
W/O Turbo	99905902700	44.30
W/Turbo	99905906400	47.65

14-FLANGE		
1983	91533220921	337.65
1984		
W/O Coupe	93033220903	268.35
W/Coupe	91533220912	207.35
1985-86	93033220905	129.70
1987-89		
W/O Turbo	95033220901	177.15
W/Turbo	93033220905	129.70
15-PIN		
1983-89	90009507800	.25
16-DISC		
1983-86	91531804503	66.40
1987-89		
W/O Turbo	95031804503	153.45
W/Turbo	91531804503	66.40

LOCKING DIFFERENTIAL

1-DIFFERENTIAL ASSEMBLY		
1983	91533205312	1965.65
1984-86		
W/O Turbo	91533205321	1652.55
W/Turbo	93033205303	1830.40
1987-89		
W/O Turbo	95033205300	1472.95
W/Turbo	93033205303	1830.40
2-HOUSING		
1983	90133205513	835.20
1984-89, Part Of Item 1		
3-COVER		
1983	90133250611	390.85
1984-89, Part Of Item 1		
4-COLLAR		
1983-89		
W/O Turbo	92833251100	161.75
W/Turbo	90133251111	172.05
5-PINION GEAR		
1983	91533253102	69.35
1984-89		
W/O Turbo	92833253100	42.75
W/Turbo	91533253102	69.35
6-SHAFT		
1983	91533254102	75.75
1984-89		
W/O Turbo	92833254100	26.60
W/Turbo	91533254102	75.75
7-SIDE GEAR		
1983	90133253511	193.55
1984-86		
W/O Turbo	92833253500	172.05
W/Turbo	93033253501	219.55
1987-89		
W/O Turbo	92833253501	229.15
W/Turbo	93033253501	219.55
8-RETAINER		
1983	90133220612	59.80
1984-89	92833227901	22.30
9-LOCK RING		
1983	99915201400	.85
10-WASHER		
1983-89	90133256111	6.90
11-INNER PLATE		
1983	95133255100	36.30
1984-89	92833255100	40.30
12-OUTER PLATE		
1983	91733255212	14.30
1984-89		
1.9 MM	91733255210	14.30
2.0 MM	91733255211	14.30
2.1 MM	91733255212	14.30
13-OUTER PLATE		
1983	90133255212	32.55

(GROUP 11)

MANUAL TRANSAXLE - 928, 1983-84

(GROUP 11)

Time

OPERATION INDEX

Transaxle, R&R Or Renew	1
Transaxle, Overhaul	2
Transaxle Reseal, Renew	3
Differential, Overhaul	4
Axle Seals, Renew	5
Shift Lever, Renew	6
Shift Linkage, Adjust	7
Shift Linkage, Renew	8
Transaxle Mounts, Renew	9

1-TRANSAXLE, R&R OR RENEW (B)

1983-84 (5.6)	7.6
---------------	-----

2-TRANSAXLE, OVERHAUL (A)

After Transaxle Is Removed.	
1983-84 (3.9)	5.9

-NOTE-

To Overhaul Differential, Add (6.8)

3-TRANSAXLE, RESEAL (B)

After Transaxle Is Removed. Includes: Renew All External Seals And Gaskets.	
1983-84	1.0

4-DIFFERENTIAL, OVERHAUL (A)

After Transaxle Is Removed.	
1983-84 (6.8)	8.8

5-AXLE SEALS, RENEW (B)

Includes: R&R Axle Shaft.

Right (0.8)	1.3
Left (1.1)	1.6

6-SHIFT LEVER, RENEW (B)

1983-84	0.6
---------	-----

7-SHIFT LINKAGE, ADJUST (B)

1983-84	0.4
---------	-----

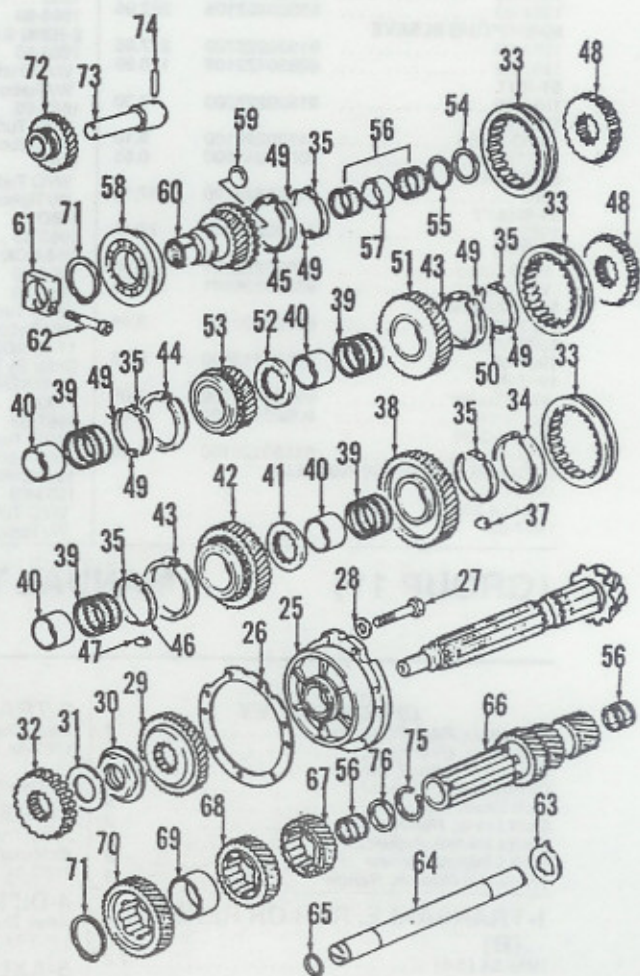
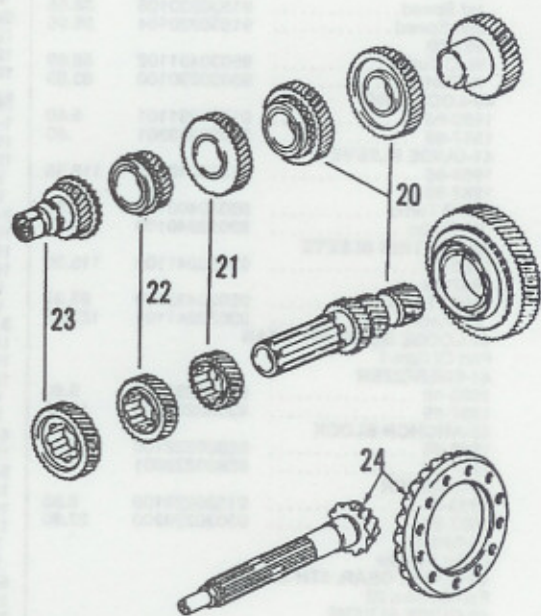
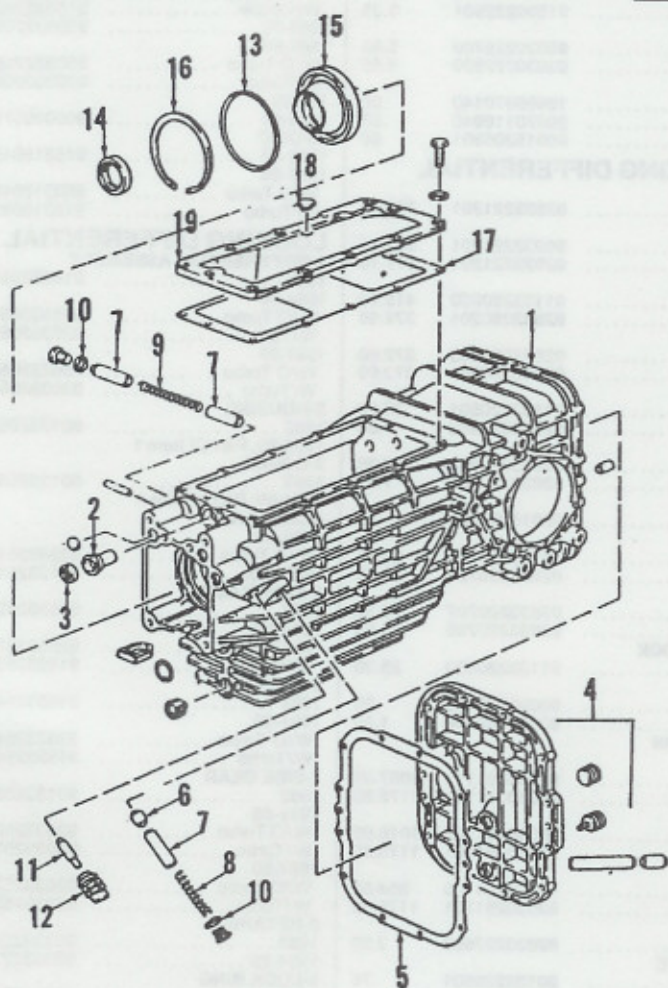
8-SHIFT LINKAGE, RENEW (B)

After Engine Is Removed.	
1983-84 (1.6)	2.1

9-TRANSAXLE MOUNTS, RENEW (B)

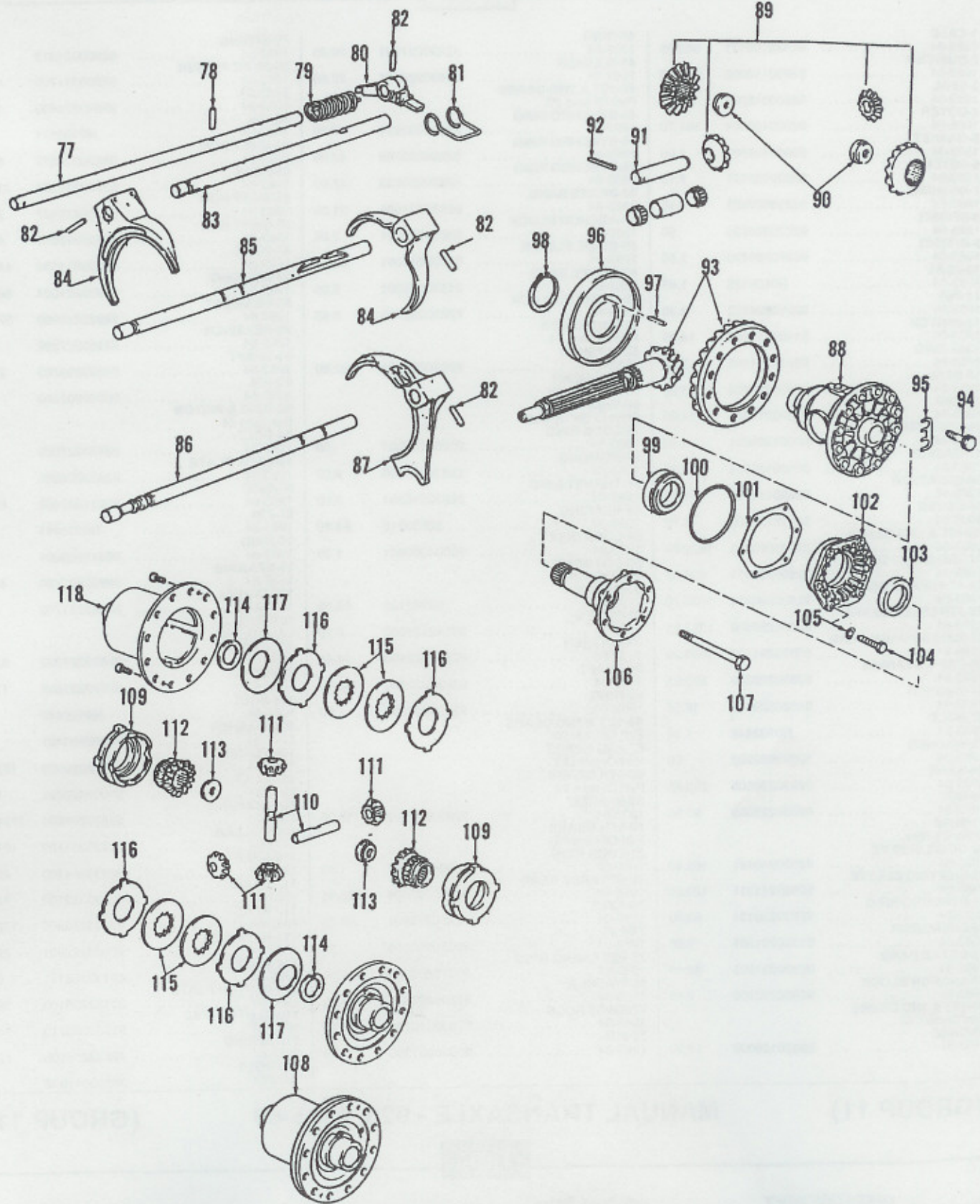
One (0.3)	0.5
Both (0.6)	1.0

Parts



MANUAL TRANSAXLE-928, 1981-84, (ILLUSTRATION CONTINUED ON NEXT PAGE)

Parts



MANUAL TRANSAXLE-928, 1981-84 (ILLUSTRATION CONTINUED FROM PRECEDING PAGE)

Parts

1-CASE 1983-84	92830190101	982.35	40-RING 1983-84	92830227101	20.25	79-SPRING 1983-84	92830324313	7.20
2-BUSHING 1983-84	92830150200	14.45	41-WASHER 1983-84	92830226701	22.80	80-SHIFT FINGER 1983-84	92830311708	84.10
3-SEAL 1983-84	92830312001	5.75	42-1ST & 2ND GEARS Part Of Item 20			81-CLIP 1983-84	92830324400	15.20
4-COVER 1983-84	92830103504	181.70	43-SYNCHRO RING 1983-84	92830230231	47.60	82-PIN 1983-84	N0133171	.75
5-GASKET 1983-84	92830139503	1.00	44-SYNCHRO RING 1983-84	92830230233	47.60	83-SHIFT ROD 1983-84	92830310227	51.95
6-DETENT 1983-84	92830323121	7.10	45-SYNCHRO RING 1983-84	92830230233	47.60	84-FORK 1983-84	92830311324	115.55
7-BUSHING 1983-84	92830323322	7.95	46-BRAKE BAND 1983-84	92830231801	21.20	85-SHIFT ROD 1983-84	92830310107	76.65
8-SPRING 1983-84	92830323520	.90	47-ANCHOR BLOCK 1983-84	92830232001	7.95	86-SHIFT ROD 1983-84	92830310520	67.15
9-SPRING 1983-84	92830323720	1.50	48-GUIDE SLEEVE 1983-84	92830240201	99.90	87-FORK 1983-84	92830311536	141.25
10-SEAL 1983-84	N0138125	1.45	49-BRAKE BAND 1983-84	91530231601	3.05	88-HOUSING 1983-84	92833221204	687.20
11-PIN 1983-84	92860624102	3.30	50-ANCHOR BLOCK 1983-84	92830232700	8.55	89-GEAR SET 1983-84	92833290200	372.60
12-SWITCH 1983-84	91461354102	14.95	51-3RD GEARS Part Of Item 21			90-RETAINER 1983-84	92833227902	7.35
13-O-RING 1983-84	92830111100	3.40	52-WASHER 1983-84	92830226701	22.80	91-SHAFT 1983-84	92833220703	20.60
14-SEAL 1983-84	92830216703	15.20	53-4TH GEAR Part Of Item 22			92-PIN 1983-84	90030903500	1.20
15-CAP 1983-84	92830217511	24.90	54-SHIM Shim Order By Size			93-RING & PISTON See Item 24		
16-LOCK RING 1983-84	90004205201	3.40	55-LOCK RING 1983-84	90004103901	.90	94-BOLT 1983-84	92833227600	2.30
17-GASKET 1983-84	92830139305	2.35	56-BEARING 1983-84	92830216300	6.20	95-LOCK PLATE 1983-84	92833228500	1.50
18-BREATHER 1983-84	92830131101	1.00	57-THRUST RING 1983-84	92830216501	3.90	96-DISC 1983-84	92831802402	65.35
19-COVER 1983-84	92830130306	48.70	58-BEARING 1983-84	92830215	54.49	97-PIN 1983-84	N0233491	.45
20-1ST & 2ND GEARS 1983-84	92830290113	1632.05	59-LOCK DISK 1983-84	90004000801	1.35	98-RING 1983-84	99915208901	1.45
21-3RD SPEED GEARS 1983-84	92830290311	638.05	60-5TH GEAR Part Of Item 23			99-BEARING 1983-84	99905902700	44.30
22-4TH SPEED GEARS 1983-84	92830290411	1002.70	61-CLAMP 1983-84	92242123	58.58	100-O-RING 1983-84	92833221702	4.55
23-5TH SPEED GEARS 1983-84	92830290508	1057.25	62-SCREW 1983-84	93142124000	4.70	101-SHIM Order By Size		
24-RING & PINION GEAR 1983-84	92830291132	1093.20	63-WASHER 1983-84	92830228103	14.45	102-COVER 1983-84	92833221302	82.05
25-CAP & BEARING 1983-84	92830206329	538.95	64-SHAFT 1983-84	92830203600	142.50	103-SEAL 1983-84	92833221502	17.75
26-WASHER 1983-84	92830229810	19.55	65-RING 1983-84	92830228300	1.00	104-BOLT 1983-84	N0102449	.85
27-BOLT 1983-84	N0102446	1.10	66-1ST & 2ND GEARS Part Of Item 20			105-WASHER 1983-84	90002802401	.60
28-WASHER 1983-84	10299952302	.00	67-3RD GEARS Part Of Item 21			106-FLANGE 1983-84	92833220600	173.95
29-GEAR 1983-84	92830230508	233.65	68-4TH GEARS Part Of Item 22			107-BOLT 1983-84	90007429202	1.35
30-NUT 1983-84	92830226606	22.55	69-SPACER 1983-84	92830227902	18.05	108-HOUSING 1983-84	92833205204	1724.40
31-SHIM Order By Size			70-5TH GEARS Part Of Item 23			109-COLLAR 1983-84	92833251100	161.75
32-GUIDE SLEEVE 1983-84	92830240121	105.40	71-LOCK RING 1983-84	90004101901	1.50	110-SHAFT 1983-84	92833254100	26.60
33-SHIFTING SLEEVE 1983-84	92830241311	120.95	72-REVERSE GEAR 1983-84	92830202608	225.95	111-GEAR 1983-84	92833253100	42.75
34-SYNCHRO RING 1983-84	92830230131	63.30	73-AXLE 1983-84	92830222901	50.75	112-GEAR 1983-84	92833253500	172.05
35-ENERGIZER 1983-84	91530231501	9.80	74-PIN 1983-84	90030900900	.35	113-RETAINER 1983-84	92833227901	22.30
36-BRAKE BAND 1983-84	92830231905	48.15	75-RETAINING RING 1983-84	99915208701	1.00	114-WASHER 1983-84	90133256111	6.90
37-ANCHOR BLOCK 1983-84	92830232100	7.45	76-WASHER 1983-84	92830227800	1.35	115-CLUTCH PLATE 1983-84	95133255100	36.30
38-1ST & 2ND GEARS Part Of Item 20			77-SHIFT RODS 1983-84	92830310706	37.99	116-CLUTCH DISC 1983-84	91733255210	14.30
39-CAGE 1983-84	99920126000	10.90	78-PIN 1983-84	90030901300	.50	117-SPRING 1983-84	92833255500	12.40
						118-BOLT 1983-84	00290011902	.00

(GROUP 11)

MANUAL TRANSAXLE - 928, 1985-89

(GROUP 11)

Time

OPERATION INDEX		
Transaxle, R&R Or Renew	1	Axle Seals, Renew
Transaxle, Overhaul	2	Shift Lever, Renew
Transaxle Reseal, Renew	3	Shift Linkage, Adjust
Differential, Overhaul	4	Shift Linkage, Renew
		Transaxle Mounts, Renew

(CONTINUED)

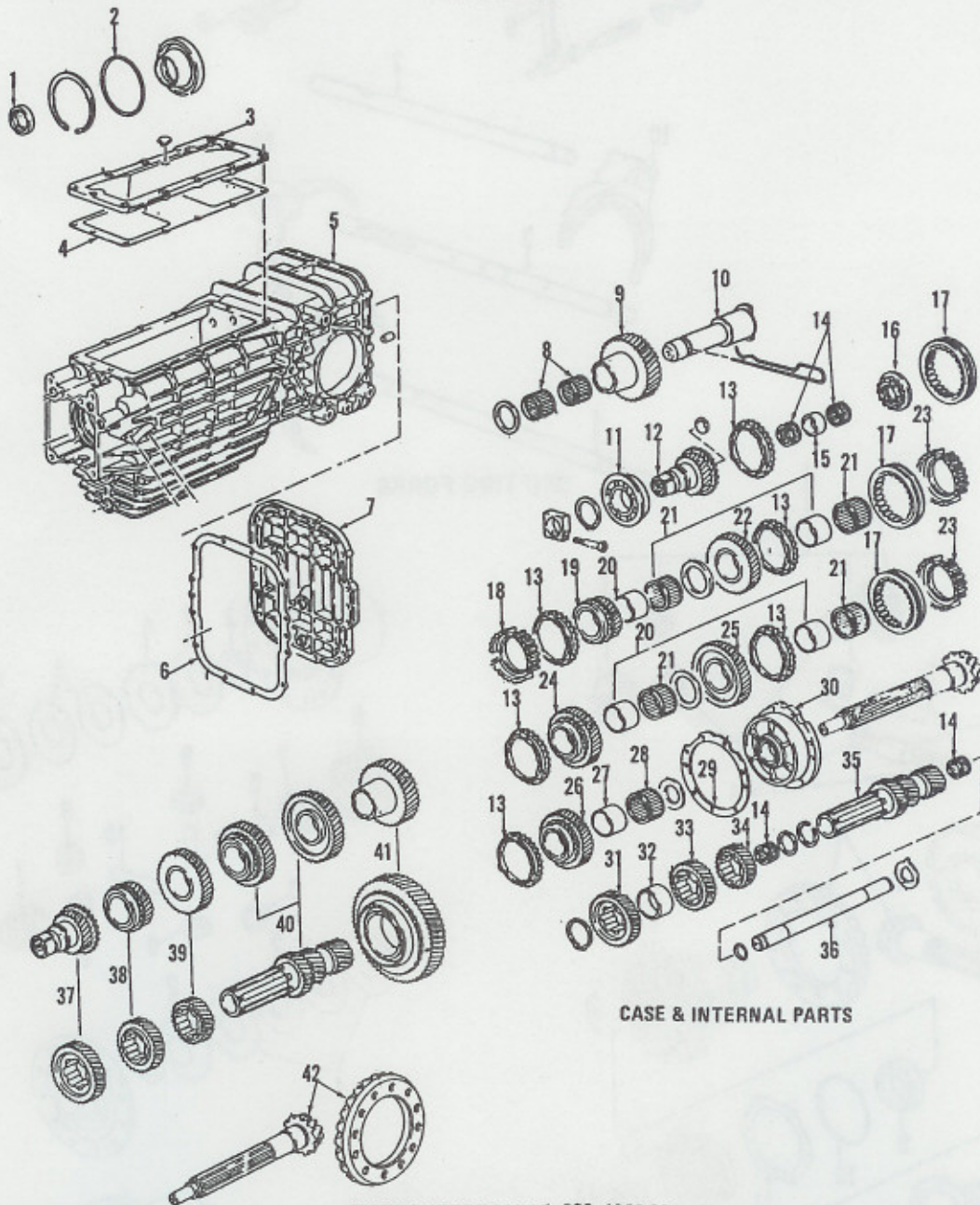
MANUAL TRANSAXLE - 928, 1985-89- Time Cont'd

1-TRANSAXLE, R&R OR RENEW (B)	
1985-89 (5.6)	7.6
2-TRANSAXLE, OVERHAUL (A)	
<i>After Transaxle Is Removed.</i>	5.9
1985-87 (3.9)	5.4
1988-89 (3.4)	5.4
-NOTE-	
<i>To Overhaul Differential, Add (6.8)</i>	7.3

3-TRANSAXLE, RESEAL (B)	
<i>After Transaxle Is Removed. Includes: Renew All External Seals And Gaskets.</i>	
1985-89	1.0
4-DIFFERENTIAL, OVERHAUL (A)	
<i>After Transaxle Is Removed.</i>	
1985-89 (6.8)	6.8
5-AXLE SEALS, RENEW (B)	
<i>Includes: R&R Axle Shaft.</i>	
Right (0.8)	1.3
Left (1.1)	1.6

6-SHIFT LEVER, RENEW (B)	
1985-89	0.6
7-SHIFT LINKAGE, ADJUST (B)	
1985-89	0.4
8-SHIFT LINKAGE, RENEW (B)	
<i>After Engine Is Removed.</i>	
1985-89 (1.6)	2.1
9-TRANSAXLE MOUNTS, RENEW (B)	
One (0.3)	0.5
Both (0.6)	1.0

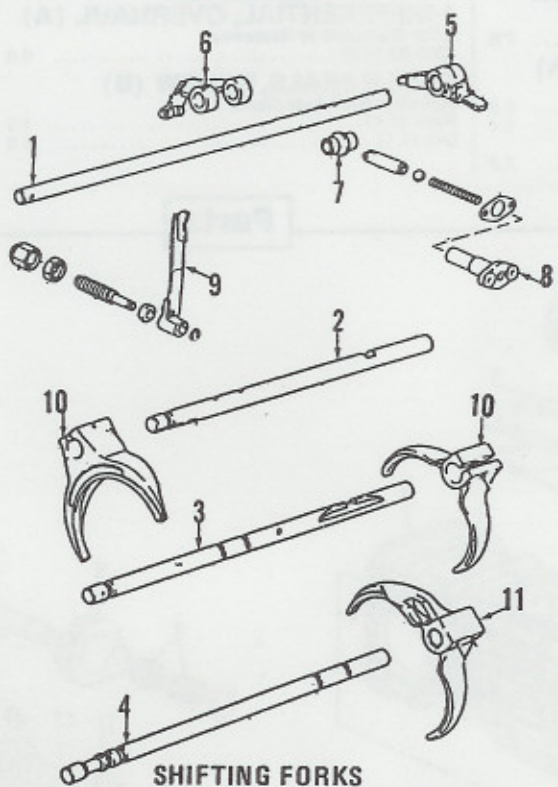
Parts



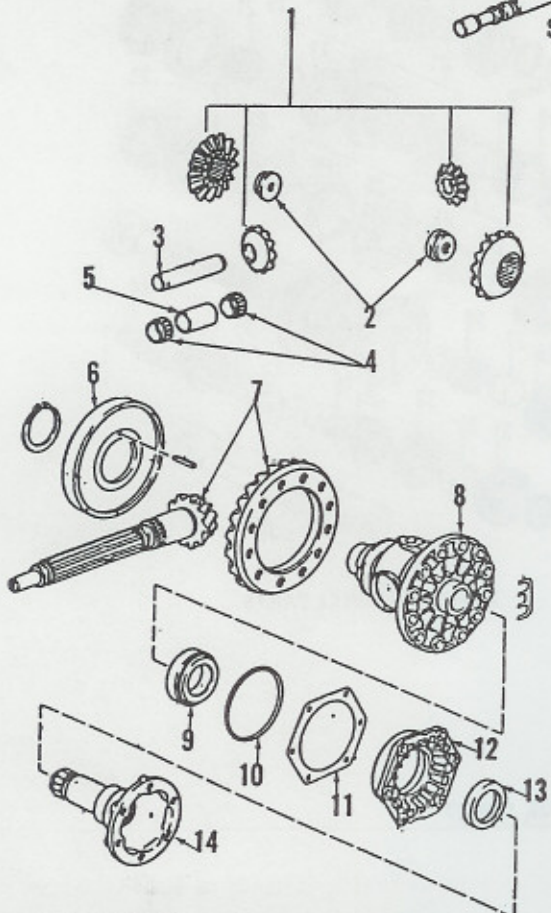
CASE & INTERNAL PARTS

MANUAL TRANSAXLE, 928, 1985-87

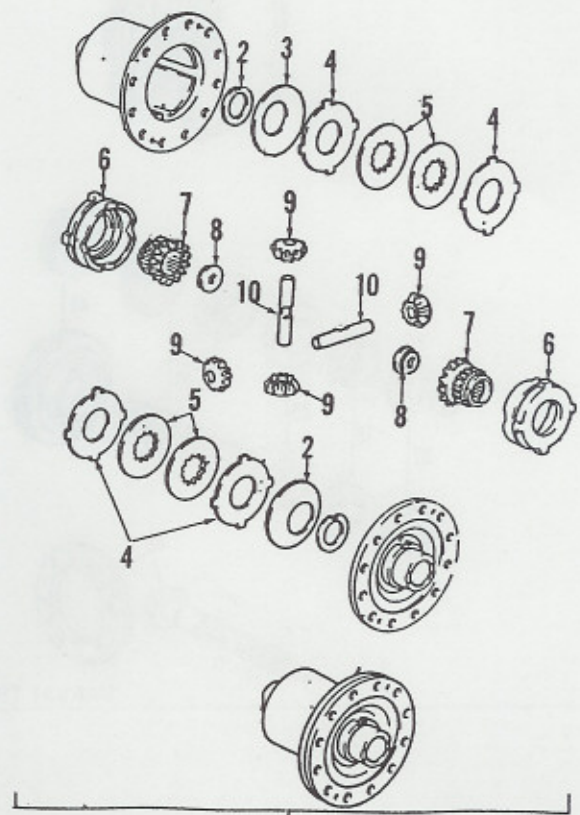
Parts



SHIFTING FORKS



DIFFERENTIAL (EXC LIMITED SLIP)



DIFFERENTIAL (LIMITED SLIP)

Parts

NON-ILLUSTRATED PARTS

TRANSAXLE ASSEMBLY

1985-86		
Exc Locking Differential...	92830000511	6398.00
Locking Differential	92830001511	7409.35
1987-89		
W/Club Sport	92830001555	9566.30
W/O Club Sport	92830000512	6402.18

ILLUSTRATED PARTS

CASE & INTERNAL PARTS

1-SEALING RING		
1985-89	92830216703	15.20
2-O-RING		
1985-86	92830111100	3.40
1987-89	99970190440	8.15
3-COVER		
1985-86	92830130310	93.95
1987-89	92830130311	78.95
4-GASKET		
1985-86	92830139306	1.75
1987-89	92830139307	2.65
5-CASE		
1985-86	92830190103	1847.60
1987-89	92830190104	1797.30
6-GASKET		
1985-89	92830139503	1.00
7-COVER		
1985-86	92830130509	194.50
1987-89	92830130600	.00
8-NEEDLE BEARING		
1985-89	99920122700	7.05
9-REVERSE GEAR		
Part Of Item 41		
10-REVERSE GEAR AXLE		
1985-86	92830222910	110.55
1987-89	92830222911	96.15
11-BEARING		
1985-86	92830215210	91.15
1987-89	99905213800	65.75
12-DRIVE SHAFT		
Not Listed		
13-SYNCHRO RING		
1985-89	92830421105	41.30
14-NEEDLE BEARING		
1985-89	92830216300	6.20
15-THRUST RING		
1985-89	92830216501	3.90
16-LOCKING NUT		
1985-89	92830226609	19.85
17-SHIFTING SLEEVE		
1985-86	92830423106	146.99
1987-89	92830423102	146.99
18-GUIDE SLEEVE		
1985-86	92830422103	172.65
1987-89	92830422105	224.70
19-4TH SPEED LOOSE GEAR		
Part Of Item 38		
20-INTERNAL RING		
1985-89	92830227101	20.25
21-NEEDLE BEARING		
1985-89	99920126000	10.90
22-3RD SPEED LOOSE GEAR		
Part Of Item 39		

23-GUIDE SLEEVE		
1985-86	92830422102	188.05
1987-89	92830422104	201.55
24-2ND SPEED LOOSE GEAR		
Part Of Item 40		
25-1ST SPEED LOOSE GEAR		
Part Of Item 40		
26-REVERSE LOOSE GEAR		
Part Of Item 41		
27-INTERNAL RING		
1985-89	92830227200	30.40
28-BEARING		
1985-86	99920108040	5.25
1987-89	99920122301	37.85
29-SHIM		
ORDER BY SIZE		
30-BUSHING		
1985-89	92830206334	538.95
31-5TH SPEED FIXED GEAR		
Part Of Item 37		
32-INTERNAL RING		
1985-86	92830227902	18.05
1987-89	92830227903	18.25
33-4TH SPEED FIXED GEAR		
Part Of Item 38		
34-3RD SPEED FIXED GEAR		
Part Of Item 39		
35-COUNTER SHAFT		
Part Of Item 40		
36-COUNTER SHAFT AXLE		
1985-86	92830203600	142.50
1987-89	92830203601	263.85
37-5TH SPEED GEAR SET		
1985-86	92830290524	872.80
1987-89	92830290533	930.90
38-4TH SPEED GEAR SET		
1985-86	92830290421	524.15
1987-89	92830290419	634.70
39-3RD SPEED GEAR SET		
1985-86	92830290321	524.15
1987-89	92830290318	737.20
40-1ST & 2ND SPEED GEAR SET		
1985-86	92830290121	1365.15
1987-89	92830290118	1596.15
41-REVERSE GEAR SET		
1985-86	92830290721	478.55
1987-89	92830290703	493.40
SHIFTING FORKS		
1-INNER SHIFT ROD		
1985-89	92830310730	46.55
2-4TH & 5TH SHIFT ROD		
1985-86	92830310233	.00
1987-89	92830310234	84.60
3-2ND & 3RD SHIFT ROD		
1985-86	92830310127	80.90
1987-89	92830310128	100.50
4-1ST & REVERSE SHIFT ROD		
1985-89	92830310527	59.60
5-SHIFT FINGER		
1985-89	92830311708	84.10
6-SELECTOR LEVER		
1985-89	92830303203	.00
7-CAM		
1985-86	92830330103	28.45
1987-89	92830330104	34.95
8-GUIDE SLEEVE		
1985-86	92830331100	13.20
1987-89	92830331102	40.99

9-SPRING		
1985-86	92830303408	.00
1987-89	92830303409	134.15
10-SELECTOR FORK		
2ND, 3RD, 4TH & 5TH	92830311327	107.10
11-SELECTOR FORK		
1985-86	92830311540	116.60
1987-89	92830311541	117.99
DIFFERENTIAL (EXC LIMITED SLIP)		
1-PINION & SIDE GEARS		
1985-89	92833290203	372.60
2-NUT		
1985-89	92833227903	7.35
3-SHAFT		
1985-89	92833220707	23.50
4-BEARING		
1985-89	99920123700	9.30
5-SPACER SLEEVE		
1985-89	92833220501	3.15
6-CARRIER DISC		
1985	92831802402	65.35
1986-89	92831802405	.00
7-RING & PINION GEAR		
1985-86	92830291156	1431.90
1987-88	92830291159	1093.20
1989		
W/Club Sport	92830291164	1852.70
W/O Club Sport	92830291165	1303.55
8-HOUSING		
1985-89	92833221208	303.60
9-BEARING		
1985-89	99905902700	44.30
10-O-RING		
1985-89	92833221702	4.55
11-WASHER		
Order By Size		
12-COVER		
1985-89	92833221302	82.05
13-SHAFT SEALING RING		
1985-89	92833221502	17.75
14-FLANGE		
1985-89	92833220610	173.95
DIFFERENTIAL (LIMITED SLIP)		
1-DIFFERENTIAL		
1985-89	92833205220	1709.00
2-WASHER		
1985-89	90133256111	6.90
3-CUP SPRING		
1985-89	92833255520	12.80
4-OUTER LAMINA		
1985-89		
1.9 MM	91733255210	14.30
2.0 MM	91733255211	14.30
2.1 MM	91733255212	14.30
5-INNER LAMINA		
1985-89	92833255100	40.30
6-COLLAR		
1985-89	92833251100	161.75
7-SIDE GEAR		
1985-89	92833253501	229.15
8-NUT		
1985-89	92833227901	22.30
9-PINION GEARS		
1985-89	92833253100	42.75
10-SHAFT		
1985-89	92833254100	26.60

(GROUP 11) MANUAL TRANSAXLE - 924 & 944 EXC S OR TURBO (GROUP 11)

Time

OPERATION INDEX

Transaxle, R&R Or Renew	1
Transaxle, Overhaul	2
Transaxle Reseal, Renew	3
Differential, Overhaul	4
Axle Seals, Renew	5
Shift Lever, Renew	6
Shift Linkage, Adjust	7
Shift Linkage, Renew	8
Transaxle Mounts, Renew	9

1-TRANSAXLE, R&R OR RENEW

(B)	
1983-89 (2.5)	4.5

2-TRANSAXLE, OVERHAUL (A)

After Transaxle Is Removed.	
1983-89 (3.3)	5.3

-NOTE-

To Overhaul Differential, Add (7.4) 7.9

3-TRANSAXLE, RESEAL (B)

After Transaxle Is Removed. Includes: Renew All External Seals And Gaskets.	
1983-89	1.0

4-DIFFERENTIAL, OVERHAUL (A)

After Transaxle Is Removed.	
1983-89 (7.4)	9.4

5-AXLE SEALS, RENEW (B)

Includes: R&R Axle Shaft.	
Each Side (0.6)	1.1

6-SHIFT LEVER, RENEW (B)

1983-89 (0.3)	0.5
---------------	-----

7-SHIFT LINKAGE, ADJUST (B)

1983-89 (0.2)	0.4
---------------	-----

8-SHIFT LINKAGE, RENEW (B)

After Engine Is Removed.	
1983-89 (0.4)	0.7

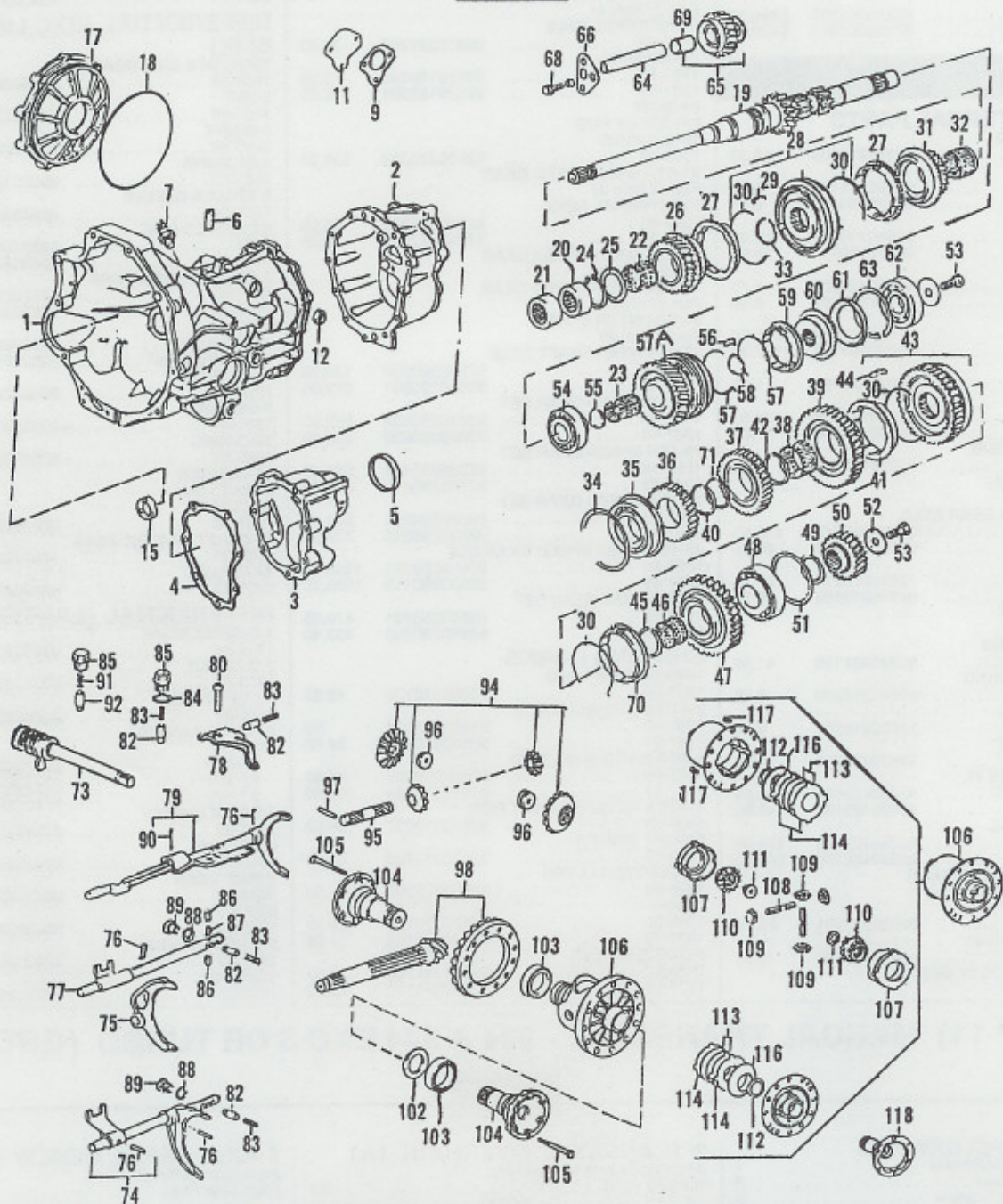
(CONTINUED)

MANUAL TRANSAXLE - 924 & 944 EXC S
OR TURBO- Time Cont'd

9-TRANSAXLE MOUNTS, RENEW

(B)		
One (0.3)	0.5
Both (0.5)	0.9

Parts



MANUAL TRANSAXLE - 924 & 944 W/O S OR TURBO

1-HOUSING		
1983-88	016301103AF	909.25
1989	016301103BF	922.13
2-HOUSING		
924		
1986-88	016301211F	259.75
944		
1983-84	016301211F	259.75
1985-89	016301211L	303.45

3-COVER		
1983-89	016301231F	327.40
4-GASKET		
1983-89	016301235C	3.35
5-SEAL		
924		
1986-88	088301467B	4.60
944		
1983-89	008301467B	3.60

6-BREATHER		
1983-89	014301473	1.45
7-BACK-UP SWITCH		
1983-89	084941521	7.30
9-GASKET		
1983-89	016301455A	1.50
11-COVER		
1983-89	016301453B	6.30

(CONTINUED)

MANUAL TRANSAXLE - 924 & 944 EXC S OR TURBO- Parts Cont'd

12-SEAL		
1983-89	019301457	4.65
15-SEAL		
1983-84	088311113C	9.95
1985-89	083311123	.00
17-COVER		
1983-89	088409131C	137.20
18-SEAL		
1983-84	113301185A	3.30
19-MAINSHAFT		
1983-89	016311105S	473.99
20-SLEEVE		
1983-84	088311123	10.80
21-SLEEVE		
1983-84	083311123	12.85
22-BEARING		
1983-89	016311115	9.65
23-BEARING		
1983-84	016311116A	22.70
1985-89	016311115	9.65
24-SNAP RING		
1983-84	088311287	1.45
1985-89	016311344	2.90
25-WASHER		
1983-84	088311155A	2.80
26-4TH GEAR		
1983-89	016311351B	119.00
27-SYNCHRO RING		
1983-89	016311295	7.75
28-SYNCHRONIZER		
1983-89	088311301B	134.60
29-DETENT		
1983-89	088311245	1.45
30-SPRING		
1983-89	088311311D	.95
31-3RD GEAR		
1983-89	005311285	113.80
32-BEARING		
1983-89	016311213	6.75
33-SNAP RING		
1983-89	088311317	.70
34-SHIM		
Order By Size		
35-BEARING		
1983-89	016311220E	80.99
36-4TH GEAR		
1983-84	016311149F	117.10
1985-89	016311149H	62.99
37-3RD GEAR		
1983-84	016311131D	117.10
1985-89	016311131E	69.20
38-BEARING		
1983-89	016311229A	14.65
39-2ND GEAR		
1983-89	016311271	98.25
40-SNAP RING		
1983-84	016311363	3.99
1985-89, Order By Size		
41-SYNCHRO RING		
1983-89	016311295	7.75
42-SNAP RING		
1983-89	016311287	2.25
43-SYNCHRONIZER		
1983-89	016311239E	160.05
44-DETENT		
1983-89	088311313	1.70
45-SNAP RING		
1983-89	016311327	1.70
46-BEARING		
1983-89	016311207A	19.10

47-1ST GEAR		
1983-89	016311257	98.25
48-BEARING		
924		
1986-88	016311375B	66.45
944		
1983-84	016311375B	66.45
1985-89	016311375H	66.45
49-WASHER		
Order By Size		
50-5TH GEAR		
924		
1986-88	016311159C	62.99
944		
1983-89	016311159F	104.10
51-SHIM		
Order By Size		
53-BOLT		
1983-89	N90258201	1.55
54-BEARING		
1983-89	016311427	56.20
55-SNAP RING		
1983-89	N90060601	.90
56-DETENT		
1983-89	016311246	.65
57-SPRING		
1983-89	014311311C	.75
57A-SYNCHRONIZER		
924		
1986-88	016311353B	254.65
944		
1983-89	016311353E	262.95
58-SNAP RING		
1983-89	N90060701	.90
59-SYNCHRO RING		
1983-89	014311295E	23.05
60-HOUSING		
1983-89	016311192A	61.25
61-SEAL		
1983-89	016311449	1.45
62-BEARING		
1983-89	016311445	51.80
63-SNAP RING		
1983-89	N90060801	2.05
64-SHAFT		
1983-89	016311519B	10.35
65-REVERSE GEAR		
1983-89	016311529B	61.25
66-PLATE		
1983-89	016311853B	5.40
68-BOLT		
1983-89	088301291A	1.90
69-BUSHING		
1983-89	088311533	D2.75
70-SYNCHRO RING		
1983-89	088311247B	27.80
71-SNAP RING		
1983-84	016311363H	3.99
1985-89	016311363AJ	3.99
73-SHAFT		
1983-89	016311475G	70.60
74-FORK		
1983-89	016311549A	83.05
75-FORK		
1983-89	016311561A	60.60
76-PIN		
1983-89	N90007301	.60
77-ROD		
1983-89	016311567	73.99
78-LEVER		
1983-89	016311573B	17.65
79-ROD		
1983-89	016311575C	128.90

80-BOLT		
M10 X 32	084311589B	1.35
82-BUSHING		
1983-89	084311621D	1.50
83-SPRING		
1983-89	014311641A	.75
84-SEAL		
1983-89	N0138321	.75
85-LOCK SCREW		
1983-89	005311689	5.85
86-DETENT		
1983-89	014311629	1.50
87-SPACER		
1983-89	014311635	.9
88-SEAL		
1983-89	088311599	.60
89-STOP SCREW		
1983-89	088311721	4.80
90-PIN		
1983-89	N0133361	.85
91-SPRING		
1983-89	016311735A	1.10
92-BUSHING		
1983-89	016311717C	2.90
94-GEAR SET		
1983-89	95133395100	386.30
95-SHAFT		
1983-89	016409177B	17.35
96-NUT		
1983-89	087409373	2.99
97-PIN		
1983-89	N0133191	.70
98-RING & PINION GEAR		
1983-84	01640914	430.25
1985-89	016409143BF	468.60
102-SEAL		
1983-89	018409399	6.95
103-BEARING		
1983-89	113517185C	29.70
104-FLANGE		
1983-89	088409355C	82.55
105-BOLT		
1983-89	088409359	1.00
106-DIFFERENTIAL ASSEMBLY		
Exc Locking Differential		
1983-89	088409121B	227.10
Locking Differential		
1983-84	94433205300	2679.45
1985-89	95133205303	1534.55
107-COLLAR		
1983-89	94433251100	121.95
108-SHAFT		
1983-84	92833254	22.45
1985-89	92833254100	26.65
109-GEAR SET		
1983-89	94433253100	41.95
110-GEAR		
1983-89	94433253500	227.25
111-NUT		
1983-89	087409373	2.95
112-WASHER		
1983-89	94433256100	13.45
113-CLUTCH DISC		
1983-89	95133255100	36.30
114-CLUTCH PLATE		
Order By Size		
116-CUP		
1983-89	92833255500	12.45
117-BOLT		
M8 X 1 X 25	99911901100	2.65
118-FLANGE		
1983-89	088409355C	82.5

(GROUP 11)

MANUAL TRANSAXLE - 944 TURBO & 944S

(GROUP 11)

Time

OPERATION INDEX

Transaxle, R&R Or Renew	1
Transaxle, Overhaul	2
Transaxle Reseal, Renew	3
Differential, Overhaul	4
Axle Seals, Renew	5
Shift Lever, Renew	6
Shift Linkage, Adjust	7
Shift Linkage, Renew	8
Transaxle Mounts, Renew	9

1-TRANSAXLE, R&R OR RENEW (B)	
1986-89 (2.5)	4.5

2-TRANSAXLE, OVERHAUL (A)	
After Transaxle Is Removed.	
1986-89 (3.3)	5.3
-NOTE-	
To Overhaul Differential, Add (7.4)	7.9

3-TRANSAXLE, RESEAL (B)	
After Transaxle Is Removed. Includes: Renew All External Seals And Gaskets.	
1986-89	1.0

4-DIFFERENTIAL, OVERHAUL (A)	
After Transaxle Is Removed.	
1986-89 (7.4)	9.4

5-AXLE SEALS, RENEW (B)	
Includes: R&R Axle Shaft.	
Each Side (0.6)	1.

6-SHIFT LEVER, RENEW (B)	
1986-89 (0.3)	0.

7-SHIFT LINKAGE, ADJUST (B)	
1986-89 (0.2)	0.

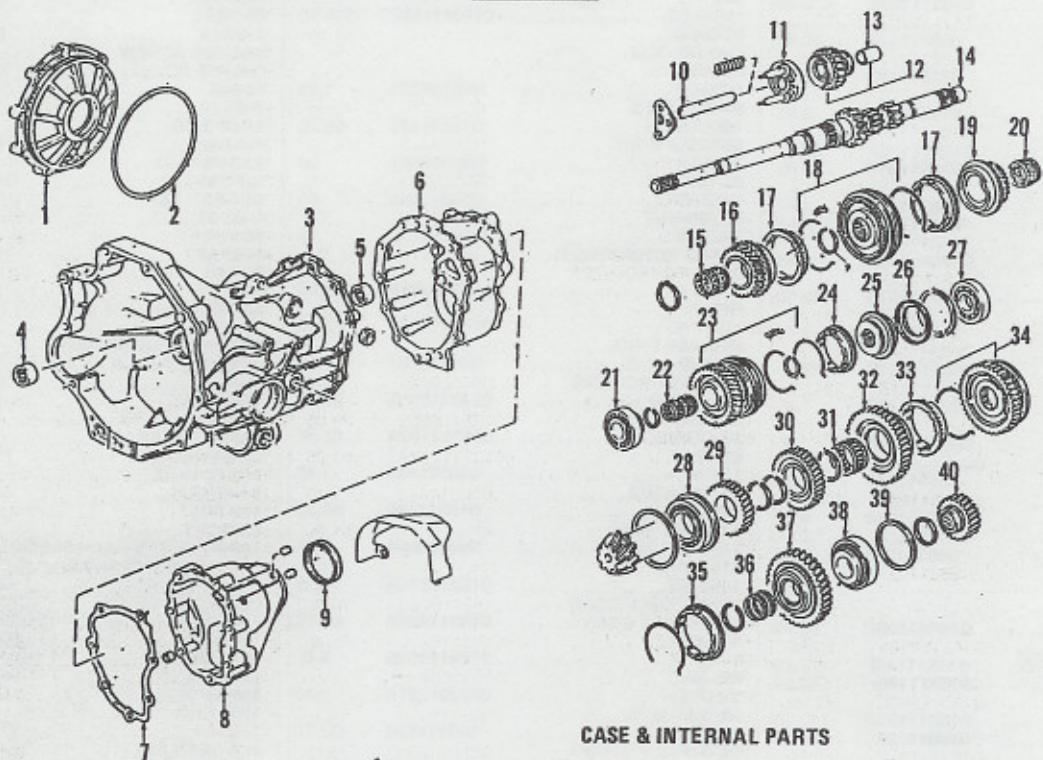
8-SHIFT LINKAGE, RENEW (B)	
After Engine Is Removed.	
1986-89 (0.4)	0.

(CONTINUED)

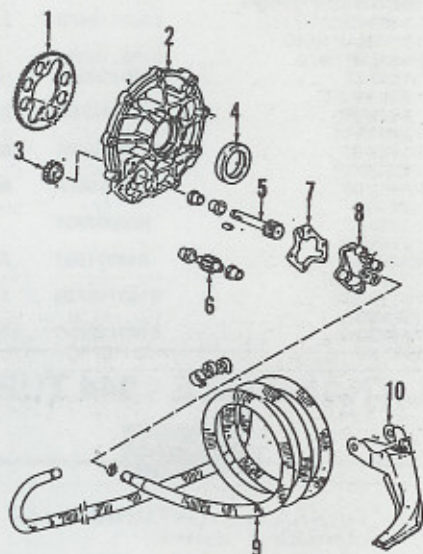
MANUAL TRANSAXLE - 944 TURBO & 944S-
Time Cont'd9-TRANSAXLE MOUNTS, RENEW
(B)

One (0.3)	0.5
Both (0.5)	0.9

Parts



CASE & INTERNAL PARTS



OIL COOLER

CASE & INTERNAL PARTS

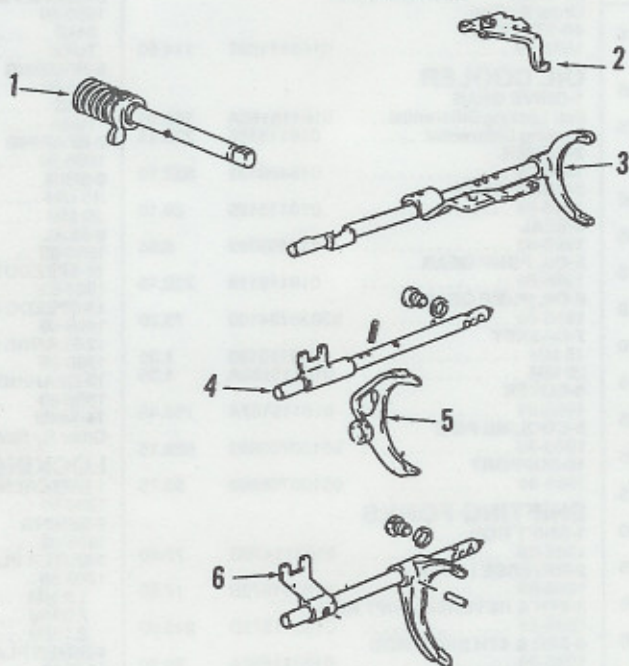
1-COVER		
1986-89		
944S	088409131C	137.20
Turbo	016409131	532.10
2-GASKET		
Not Listed		
3-CASE		
1986-89	016301103AH	909.25
4-SLEEVE		
1986-89	083311123	.00

5-SLEEVE		
1986-89	016311123B	16.05
6-END PLATE		
1986-88	016301211H	375.70
1989	016301211N	364.60
7-GASKET		
1986-89	016301235C	3.35
8-COVER		
1986-89		
944S	016301231F	327.40
Turbo	016301231AA	340.20

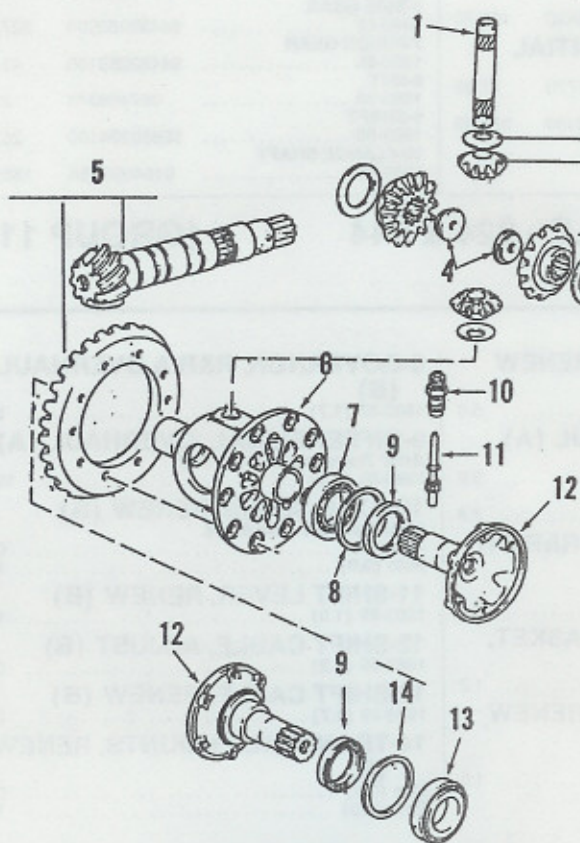
9-COVER		
1986-89	016301467	9.25
10-REVERSEING GEAR AXLE		
1986-89	016311519B	10.35
11-SYNCHRO RING		
1986-89	016311839C	28.35
12-REVERSE GEAR		
1986-89	016311529B	61.25
13-BUSHING		
1986-89	088311533	D2.75

(CONTINUED)

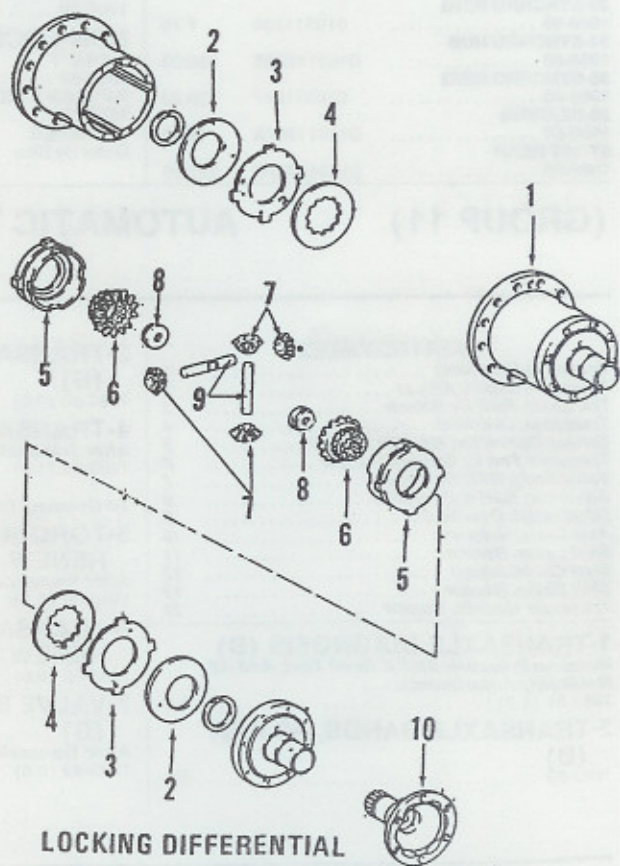
Parts



SHIFTING FORKS



NON-LOCKING DIFFERENTIAL



LOCKING DIFFERENTIAL

MANUAL TRANSAXLE - 944 TURBO & 944S-
Parts Cont'd

14-MAINSHAFT		
1986-89	016311105T	802.15
1989	016311105AL	
15-BEARING		
1986-89	0163111115	9.65
16-4TH GEAR		
1986-89	016311347A	256.75
17-SYNCHRO RING		
1986-89	016311295	7.75
18-SYNCHRO HUB		
1986-89	016311301B	148.95
19-3RD GEAR		
1986-89	016311279	286.95
20-BEARING		
1986-89	016311213	6.75
21-BEARING		
1986-89	016311427C	47.10
22-BEARING		
1986-89	016311116A	22.70
23-5TH GEAR		
1986-89	016311353K	475.15
24-SYNCHRO RING		
1986-89	014311295E	23.05
25-CLUTCH HUB		
1986-89	016311192A	61.25
26-PLATE		
1986-89	016311449	1.45
27-BEARING		
1986-89	016311445	51.80
28-BEARING		
1986-89	016311220L	94.75
29-4TH GEAR		
1986-89	016311149K	117.20
30-3RD GEAR		
1986-89	016311131G	154.70
31-BEARING		
1986-89	016311229A	14.65
32-2ND GEAR		
1986-89	016311265B	328.65
33-SYNCHRO RING		
1986-89	016311295	7.75
34-SYNCHRO HUB		
1986-89	016311239E	160.05
35-SYNCHRO RING		
1986-89	016311247	38.20
36-BEARING		
1986-89	016311207A	19.10
37-1ST GEAR		
1986-89	016311257C	227.90

38-BEARING		
1986-89	016311375F	77.45
39-SHIM		
Order By Size		
40-5TH GEAR		
1986-89	016311159T	114.50

OIL COOLER		
1-DRIVE GEAR		
Exc Locking Differential		
1986-89	016115165A	365.90
Locking Differential		
1986-89	016115165	273.45
2-COVER		
1986-89	016409131	532.10
3-DRIVE GEAR		
1986-89	016115125	89.10
4-SEAL		
1986-89	018409399	6.95
5-OIL PUMP GEAR		
1986-89	016115119	229.15
6-OIL PUMP GEAR		
1986-89	93030724100	73.20
7-GASKET		
15 MM	016115189	1.35
20 MM	016115189A	1.35
8-COVER		
1986-89	016115107A	135.45
9-COOLING PIPE		
1986-89	95130703900	508.15
10-SUPPORT		
1986-89	95130708902	50.75

SHIFTING FORKS		
1-SHIFT ROD		
1986-89	016311475G	70.60
2-REVERSE LEVER		
1986-89	016311573B	17.65
3-5TH & REVERSE SHIFT ROD		
1986-89	016311575D	243.90
4-3RD & 4TH SHIFT ROD		
1986-89	016311567A	76.20
5-3RD & 4TH FORK		
1986-89	016311561A	60.60
6-1ST & 2ND FORK		
1986-89	016311549C	102.70

NON-LOCKING DIFFERENTIAL		
1-SHAFT		
1986-89	016409177B	17.35
2-PINION & SIDE GEARS		
1986-89	95133395100	386.30
3-WASHER		
Order By Size		

4-NUT		
1986-89	087409373	2.99
5-RING & PINION GEAR		
1986-89		
944S	016409143BD	973.05
Turbo	016409143AQ	1021.30
6-HOUSING		
1986-89		
944S	016409121C	154.85
Turbo	116409121B	192.36
7-BEARING		
1986-89	016409123	53.85
8-SHIM		
.15 MM	018409381	1.70
.20 MM	018409383	1.70
9-SEAL		
1986-89	018409399	6.95
10-SPEEDO BUSHING		
1986-89	014409193A	4.45
11-SPEEDO PINION		
1986-89	088409197	3.10
12-FLANGE SHAFT		
1986-89	016409355A	138.35
13-BEARING		
1986-89	113517185C	29.70
14-SHIM		
Order By Size		

LOCKING DIFFERENTIAL		
1-DIFFERENTIAL		
1986-89	95133205303	1534.55
2-SPRING		
1986-89	92833255500	12.40
3-OUTER PLATE		
1986-89		
1.9 MM	91733255210	14.30
2.0 MM	91733255211	14.30
2.1 MM	91733255212	14.30
4-INNER PLATE		
1986-89	95133255100	36.30
5-COLLAR		
1986-89	94433251100	121.99
6-SIDE GEAR		
1986-89	94433253500	227.25
7-PINION GEAR		
1986-89	94433253100	41.90
8-NUT		
1986-89	087409373	2.99
9-SHAFT		
1986-89	92833254100	26.60
10-FLANGE SHAFT		
1986-89	016409355A	138.35

(GROUP 11)

AUTOMATIC TRANSAXLE - 924 & 944

(GROUP 11)

Time

OPERATION INDEX	
Transaxle Diagnosis	1
Transaxle Bands, Adjust	2
Transaxle, R&R Or Renew	3
Transaxle, Overhaul	4
Torque Converter, R&R Or Renew	5
Transaxle Pan Or Gasket, Renew	6
Valve Body, R&R Or Renew	7
Governor, R&R & Overhaul	8
Differential, Overhaul	9
Axle Seals, Renew	10
Shift Lever, Renew	11
Shift Cable, Adjust	12
Shift Cable, Renew	13
Transaxle Mounts, Renew	14

1-TRANSAXLE DIAGNOSIS (B)	
Includes: Pressure, Stall & Road Test, And All Necessary Adjustments.	
1983-89 (1.2)	1.5
2-TRANSAXLE BANDS, ADJUST (B)	
1983-89	0.8

3-TRANSAXLE, R&R OR RENEW (B)	
1983-89 (3.0)	5.0

4-TRANSAXLE, OVERHAUL (A)	
After Transaxle Is Removed.	
1983-89 (1.9)	3.9

-NOTE-
To Overhaul Differential, Add (8.3) 8.8

5-TORQUE CONVERTER, R&R OR RENEW (B)	
After Transaxle Is Removed.	
1983-89 (0.1)	0.2

6-TRANSAXLE PAN OR GASKET, RENEW (B)	
1983-89 (0.8)	1.2

7-VALVE BODY, R&R OR RENEW (B)	
After Transaxle Pan Is Removed.	
1983-89 (0.6)	1.0

8-GOVERNOR, R&R & OVERHAUL (B)	
1983-87 (1.7)	2.3

9-DIFFERENTIAL, OVERHAUL (A)	
After Transaxle Is Removed.	
1983-89 (8.3)	10.3

10-AXLE SEALS, RENEW (B)	
Includes: R&R Axle Shaft.	
One (0.6)	0.9
Both (0.9)	1.4

11-SHIFT LEVER, RENEW (B)	
1983-89 (1.0)	1.5

12-SHIFT CABLE, ADJUST (B)	
1983-89 (0.2)	0.4

13-SHIFT CABLE, RENEW (B)	
1983-89 (1.7)	2.2

14-TRANSAXLE MOUNTS, RENEW (B)	
One (0.3)	0.5
Both (0.5)	1.0

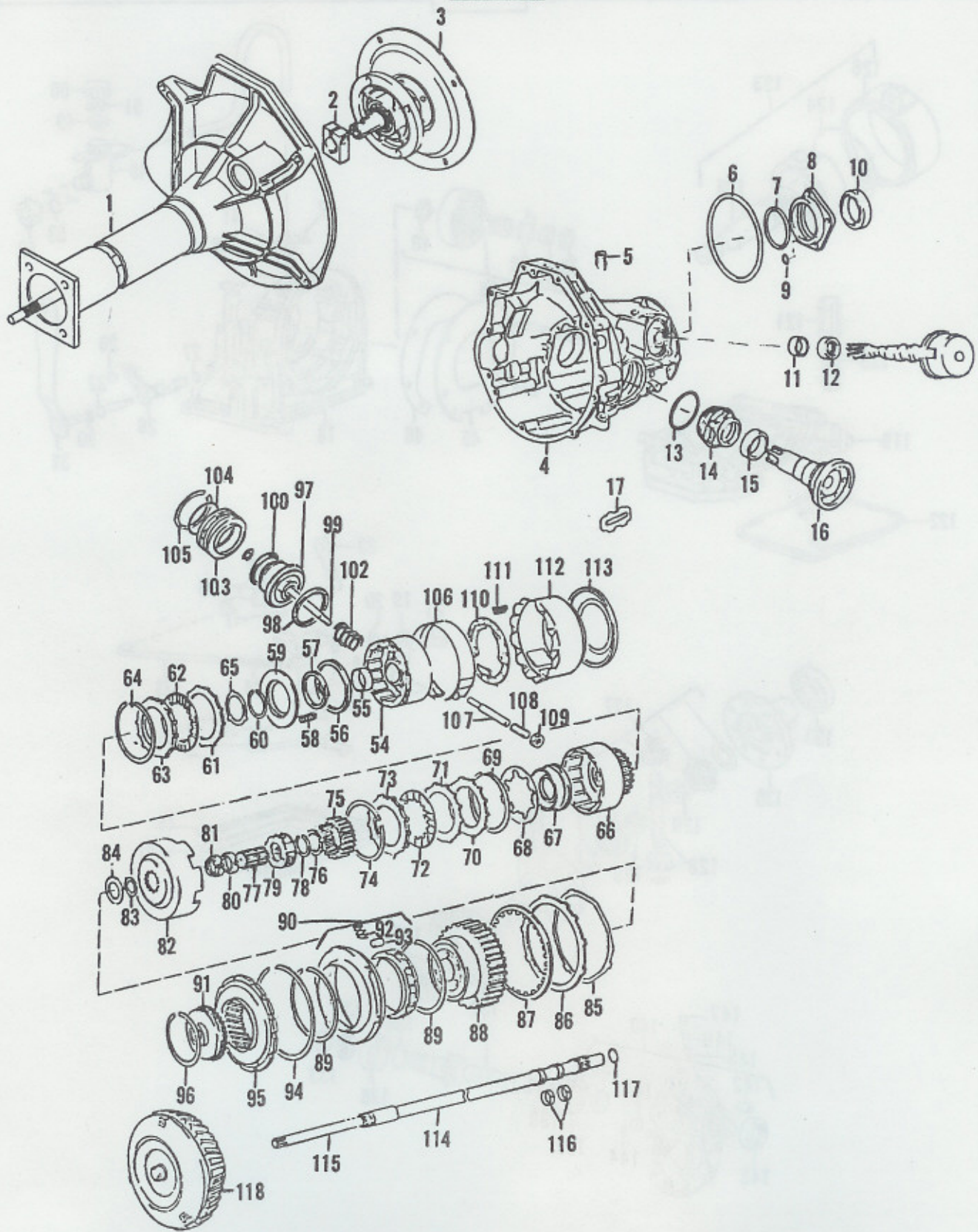
Parts

NON-ILLUSTRATED PARTS	
TRANSAXLE ASSEMBLY	
924, 944	

1983-84	087300038A	4667.95
1985-89	087300038E	4672.10
OVERHAUL GASKET SET		
1983-89	477398001	76.25

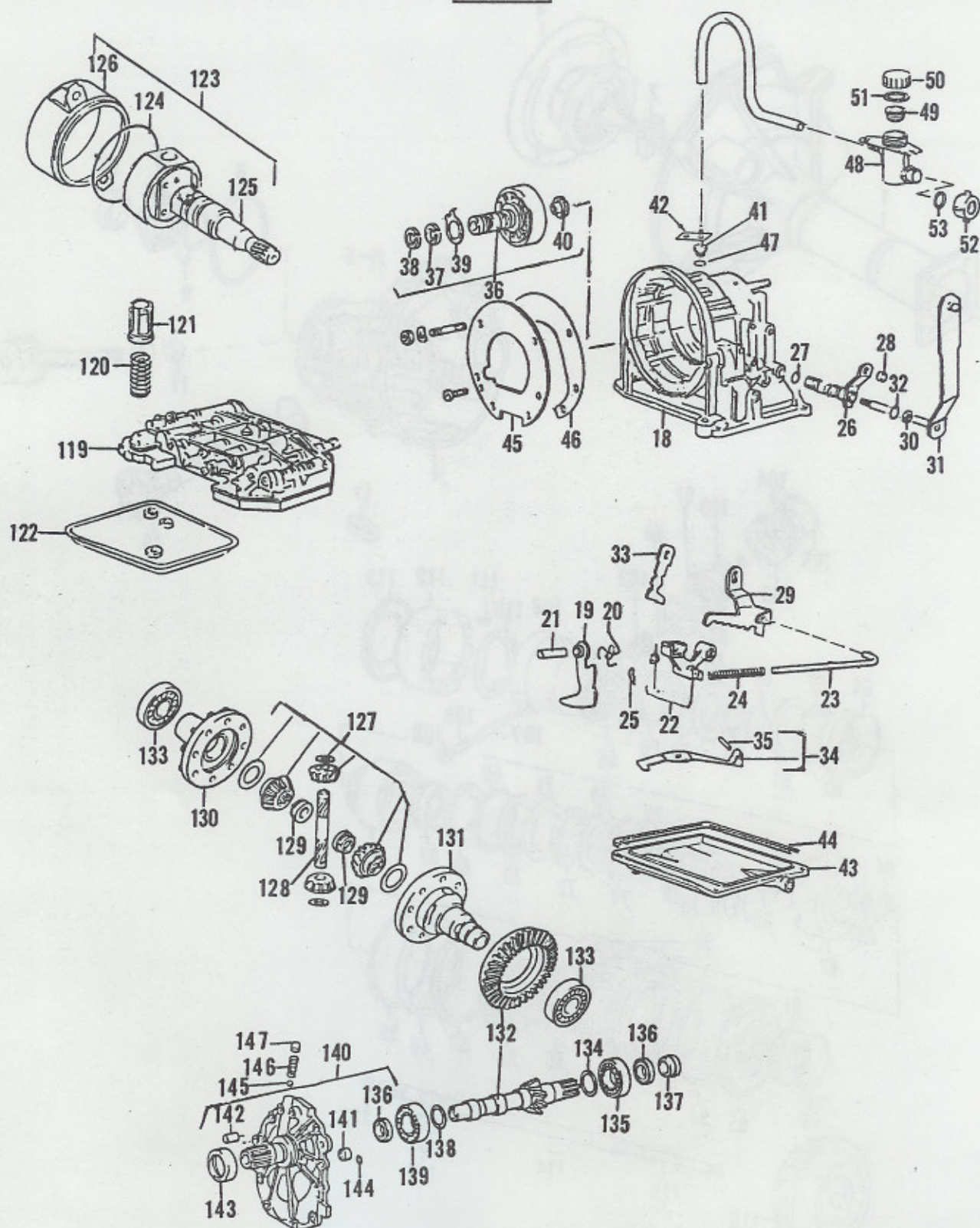
(CONTINUED)

Parts



AUTOMATIC TRANSAXLE-924 & 944 (ILLUSTRATION CONTINUED ON NEXT PAGE)

Parts



AUTOMATIC TRANSAXLE-924 & 944 (ILLUSTRATION CONTINUED FROM PRECEDING PAGE)

AUTOMATIC TRANSAXLE - 924 & 944- Parts Cont'd

ILLUSTRATED PARTS

1-CENTRAL TUBE

924		
1986-88	94442110701	1339.50
944		
1983-84	94442110700	996.95
1985-89	94442110703	1206.05

2-CLAMP

924		
1986-88	92242123901	99.35
944		
1983-89	92242125500	74.25

3-CONVERTER MOUNT

1983-89	94442111000	680.25
---------	-------------	--------

4-HOUSING

924		
1986-88	089409051N	.00
944		
1983-84	089409051N	.00
1985-89	087409051Q	979.20

5-BREATHER

1983-89	003507141C	1.00
---------	------------	------

6-SEAL

1983-89	010409549B	2.55
---------	------------	------

7-SEAL

1983-89	087409549	2.10
---------	-----------	------

8-CAP

1983-89	087409623A	69.85
---------	------------	-------

9-O-RING

1983-89	089409637	1.20
---------	-----------	------

10-SEAL

1983-89	087409529B	11.95
---------	------------	-------

11-SEAL

1983-89	087409133	6.40
---------	-----------	------

12-BEARING

1983-89	082409139	2.80
---------	-----------	------

13-SEAL

1983-89	011519345	2.15
---------	-----------	------

14-ADJUSTER

1983-89	087409173	55.60
---------	-----------	-------

15-SEAL

1983-89	018409399	6.95
---------	-----------	------

16-FLANGE

1983-89		
Right	087409356	82.55
Left	087409355	82.55

17-LOCK PLATE

1983-89	010409257	.60
---------	-----------	-----

18-CASE

1983-89	010321101G	543.30
---------	------------	--------

19-LEVER

1983-89	010321117B	18.40
---------	------------	-------

20-SPRING

1983-89	010321121A	1.10
---------	------------	------

21-SHAFT

1983-89	010321123	.99
---------	-----------	-----

22-LEVER

1983-89	010321135	24.95
---------	-----------	-------

23-ROD

1983-84	010321155	2.45
1985-89		
To Trans # 18115	010321153A	1.95
From Trans # 18115	010321153C	2.65

24-SPRING

1983-84	010321159	.95
1985-86, Part Of Item 23		

25-CLIP

1983-84	010321161	.60
---------	-----------	-----

26-LEVER

1983-89	087321171C	43.25
---------	------------	-------

27-SEAL

1983-89	N0282012	1.45
---------	----------	------

28-BUSHING

1983-84	003321177	.50
---------	-----------	-----

29-LEVER

1983-84	010321191A	16.85
1985-89	010321193B	9.65

30-BUSHING

1983-84	010321180	.95
1985-89	010321180B	1.45

31-LEVER

1983-84	087321201	64.85
1985-89	087321201D	64.85

32-SEAL

1983-89	010321182	1.60
---------	-----------	------

33-LEVER

1983-89	010321215E	4.20
---------	------------	------

34-SPRING

1983-89	010321221	8.75
---------	-----------	------

35-PIN

1983-89	N0133251	.45
---------	----------	-----

36-OIL PUMP

1983-89	010321241F	322.20
---------	------------	--------

37-RING

1983-89	003321261	7.80
---------	-----------	------

38-RING

1983-89	010321261	7.80
---------	-----------	------

39-WASHER

1983-84	010321285	.80
1985-89	010323161A	.65

40-CARRIER

1983-89	003321273	5.35
---------	-----------	------

41-PLUG

1983-89	477321303A	9.65
---------	------------	------

42-CLIP

1983-89	011321307	.75
---------	-----------	-----

43-PAN

1983-89	010321359F	53.00
---------	------------	-------

44-GASKET

1983-89	010321371B	12.10
---------	------------	-------

45-PLATE

1983-89	010321383B	26.25
---------	------------	-------

46-GASKET

1983-89	010321385B	1.70
---------	------------	------

47-O-RING

1983-89	003321419	1.60
---------	-----------	------

48-RESERVOIR

1983-89	477321475	18.05
---------	-----------	-------

49-STRAINER

1983-89	477321479	4.55
---------	-----------	------

50-CAP

1983-89	477321481	5.55
---------	-----------	------

51-GASKET

1983-89	477321483A	11.10
---------	------------	-------

52-NUT

1983-89	477321485	5.75
---------	-----------	------

53-O-RING

1983-89	477321487	7.25
---------	-----------	------

54-CLUTCH DRUM

1983-89	087323109	127.85
---------	-----------	--------

55-BUSHING

1983-89	010323115	5.95
---------	-----------	------

56-SEAL

1983-84	010323117	5.85
---------	-----------	------

57-SEAL

1983-84	010323119	2.90
---------	-----------	------

58-SPRING

1983-89	010323129A	.45
---------	------------	-----

59-WASHER

1983-89	010323131A	3.85
---------	------------	------

60-LOCK RING

1983-89	003323135A	1.60
---------	------------	------

61-DISC

1983-84	010323139	14.15
1985-89	087323139	14.15

62-DISC

1983-84	010323141B	17.35
1985-89	087323141	17.35

63-PLATE

1983-84	010323153	24.95
1985-89	087323153	24.95

64-LOCK RING

Order By Size

65-WASHER

1983-89	010323161A	.65
---------	------------	-----

66-CLUTCH HOUSING

1983-89	087323209	127.85
---------	-----------	--------

67-PISTON

1983-89	010323217A	13.55
---------	------------	-------

68-WASHER

1983-89	010323229D	16.75
---------	------------	-------

69-LOCK RING

1983-89	010323157	3.60
---------	-----------	------

70-PLATE

1983-89	010323237A	13.70
---------	------------	-------

71-DISC

1983-89	010323139	14.15
---------	-----------	-------

72-PLATE

1983-89	010323241B	14.85
---------	------------	-------

73-PLATE

Order By Size

74-LOCK RING

1983-89	010323159B	8.15
---------	------------	------

75-ANNULUS GEAR

1983-84	010323273B	106.05
1985-89	010323273C	106.05

76-WASHER

1983-84	010323291B	.80
---------	------------	-----

77-SUN GEAR

1983-84	010323285E	130.45
1985-89	010323285F	130.45

78-CIRCLIP

1983-89	N0424651	.36
---------	----------	-----

79-CARRIER

1983-84	010323303	234.35
1985-89	010323303F	337.60

80-BEARING

1983-89	010323340D	8.15
---------	------------	------

81-BEARING

1983-84	010323339D	8.1
---------	------------	-----

82-SHELL

1983-84	010323281F	47.4
1985-89	087323281	47.4

83-WASHER

1983-84	003323165	6.1
1985-89	010323291A	7.4

AUTOMATIC TRANSAXLE - 924 & 944- Parts Cont'd

122-FILTER		
1983-89	010325421A	14.60
123-GOVERNOR ASSEMBLY		
1983-84	087325041	197.45
124-SEAL		
1983-89	011519345	2.15
125-SHAFT		
1983-84	087325305	84.60
1985-89	087325041B	117.95
126-COVER		
1983-84	089325371	15.50
1985-89	089325371A	15.50
127-GEAR SET		
1983-84	090598081	170.45
1985-89	95133395100	386.30

128-SHAFT		
1983-89	087409177	12.10
129-RETAINER		
1983-89	087409373	2.99
130-COVER		
1983-89	087409365	117.95
131-HOUSING		
1983-89	087409121	227.10
132-RING & PINION GEAR		
1983-89	087409143J	563.60
133-BEARING		
1983-89	113517185C	29.70
134-SHIM		
Order By Size		
135-BEARING		
1983-89	087409551C	39.30
136-SEAL		
1983-89	087409085B	7.05
137-BUSHING		
1983-89	087409639A	23.10

138-SHIM		
Order By Size		
139-BEARING		
1983-89	003519251	51.60
140-COVER		
1983-89	087409524C	210.45
141-BUSHING		
1983-89	019301153	1.45
142-DOWEL		
1983-89	N0223011	.65
143-SEAL		
1983-89	010409568	8.10
144-O-RING		
1983-89	089409637	1.20
145-BALL		
1983-89	N0256571	.50
146-SPRING		
1983-89	089409713	.75
147-PLUG		
1983-89	087409095	.45

(GROUP 11)

AUTOMATIC TRANSAXLE - 928, 4 SPEED

(GROUP 11)

Time

OPERATION INDEX

Transaxle Diagnosis	1
Transaxle Bands, Adjust	2
Transaxle, R&R Or Renew	3
Transaxle, Overhaul	4
Torque Converter, R&R Or Renew	5
Transaxle Pan Or Gasket, Renew	6
Valve Body, R&R Or Renew	7
Governor, R&R & Overhaul	8
Differential, Overhaul	9
Axle Seals, Renew	10
Shift Lever, Renew	11
Shift Cable, Adjust	12
Shift Cable, Renew	13
Transaxle Mounts, Renew	14

1-TRANSAXLE DIAGNOSIS (B)	
Includes: Pressure, Stall & Road Test, And All Necessary Adjustments.	
1983-89 (1.2)	1.7
2-TRANSAXLE BANDS, ADJUST (B)	
1983-89	0.8

3-TRANSAXLE, R&R OR RENEW (B)	
1983-89 (8.3)	10.3
4-TRANSAXLE, OVERHAUL (A)	
After Transaxle Is Removed.	
1983-89 (9.1)	11.1
-NOTE-	
To Overhaul Differential, Add (6.8)	6.8
5-TORQUE CONVERTER, R&R OR RENEW (B)	
After Transaxle Is Removed.	
1983-89 (0.6)	1.1
6-TRANSAXLE PAN OR GASKET, RENEW (B)	
1983-89 (1.0)	1.4
7-VALVE BODY, R&R OR RENEW (B)	
After Transaxle Pan Is Removed.	
1983-89 (1.4)	1.9

8-GOVERNOR, R&R & OVERHAUL (B)	
1983-89 (0.7)	1.2
9-DIFFERENTIAL, OVERHAUL (A)	
After Transaxle Is Removed.	
1983-89 (6.8)	8.8
10-AXLE SEALS, RENEW (B)	
Includes: R&R Axle Shaft.	
Right (0.8)	1.1
Left (1.1)	1.4
Both (1.6)	2.1
11-SHIFT LEVER, RENEW (B)	
1983-89	1.2
12-SHIFT CABLE, ADJUST (B)	
1983-89 (0.2)	0.4
13-SHIFT CABLE, RENEW (B)	
1983-89 (4.1)	5.1
14-TRANSAXLE MOUNTS, RENEW (B)	
One (0.3)	0.5
Both (0.6)	1.1

Parts

NON-ILLUSTRATED PARTS

TRANSAXLE ASSEMBLY

W/O Locking Differential		
1983-84	96030000401	7363.35
1985	96030000404	7363.35
1986	96030000407	8859.45
1987-88	96030000412	8859.45
1989	96030000416	8859.42
W/Locking Differential		
1983-84	96030001401	8579.45
1985	96030001404	8579.45
1986	CONTACT DEALER	
1987-88	CONTACT DEALER	
1989	96030001416	

GASKET SET

W/O Differential		
1983-89	1262700880	133.50

ILLUSTRATED PARTS

CENTRAL TUBE, CONVERTER & HOUSING

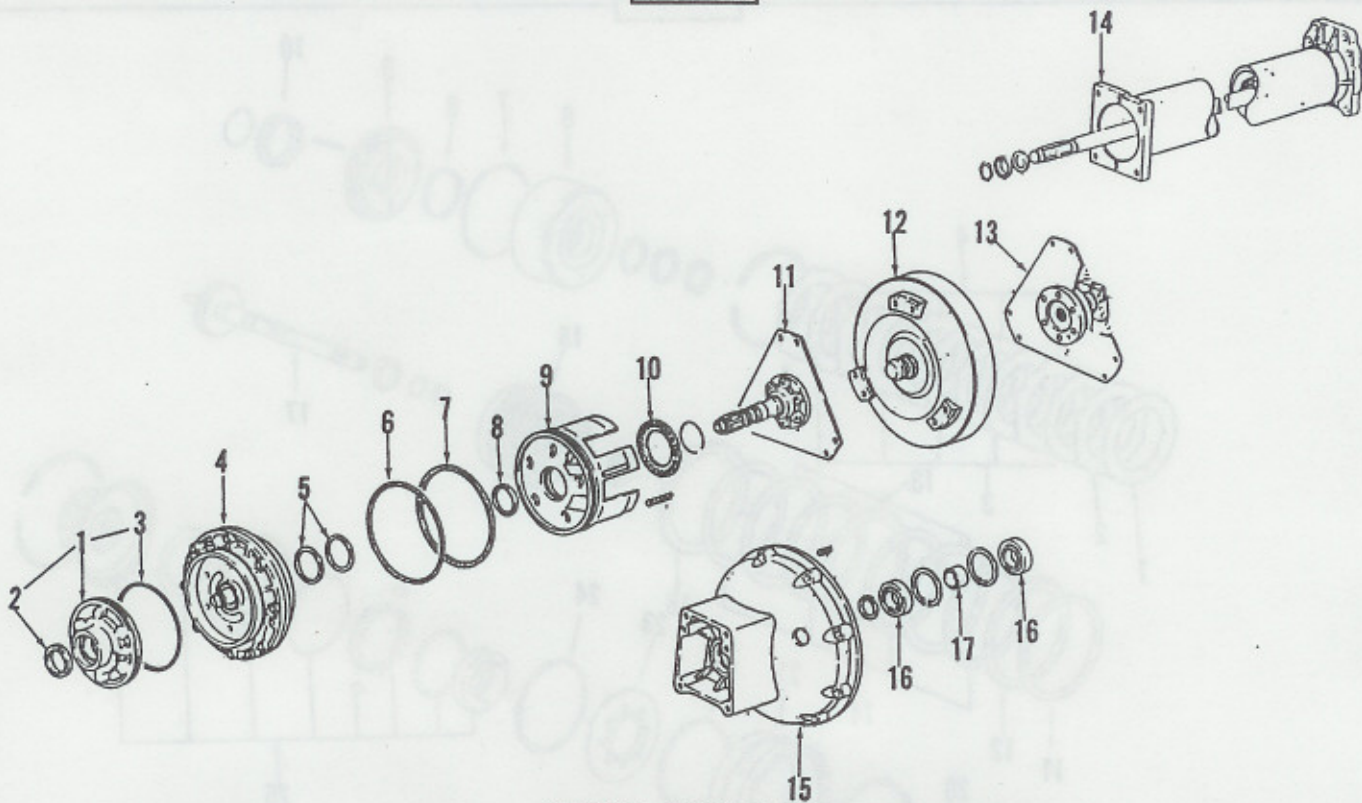
1-OIL PUMP		
1983-89	7222700097	288.85
2-SEALING RING		
1983-89	0109975047	14.65
3-SEALING RING		
1983-89	0059979148	2.55
4-COVER		
1983-88	7222700505	522.99
1989	7222701705	444.40

5-TEFLON RING		
1983-89	1262720955	2.80
6-SEALING RING		
1983-89	1262710080	1.95
7-SLEEVE		
1983-89	1262720192	6.55
8-SLEEVE		
1983-89	1262720092	2.20
9-PISTON		
1983-88	1262720931	52.80
1989	1262722231	69.35
10-WASHER		
1983-89	1262720364	1.70
11-DRIVING PLATE		
1983-86	96011604200	284.60
1987-89	96011604202	286.30
12-CONVERTER		
1983-86	7222500502	911.55
1987-89	7222500602	934.30
13-DRIVING PLATE		
1983-89	92211604103	435.25
14-CENTRAL TUBE		
1983-88	96042101202	1093.20
1989	96042101205	1093.20
15-HOUSING		
1983-89	96032110102	379.45
16-BEARING		
1983-89	90005212200	13.45
17-BUSHING		
1983-89	92242126000	14.85
CASE & RELATED PARTS		
1-REAR OIL PUMP		
1983-89	1262700297	156.65
2-HOUSING		
1983-88	7222700911	1211.20
1989	7222701311	

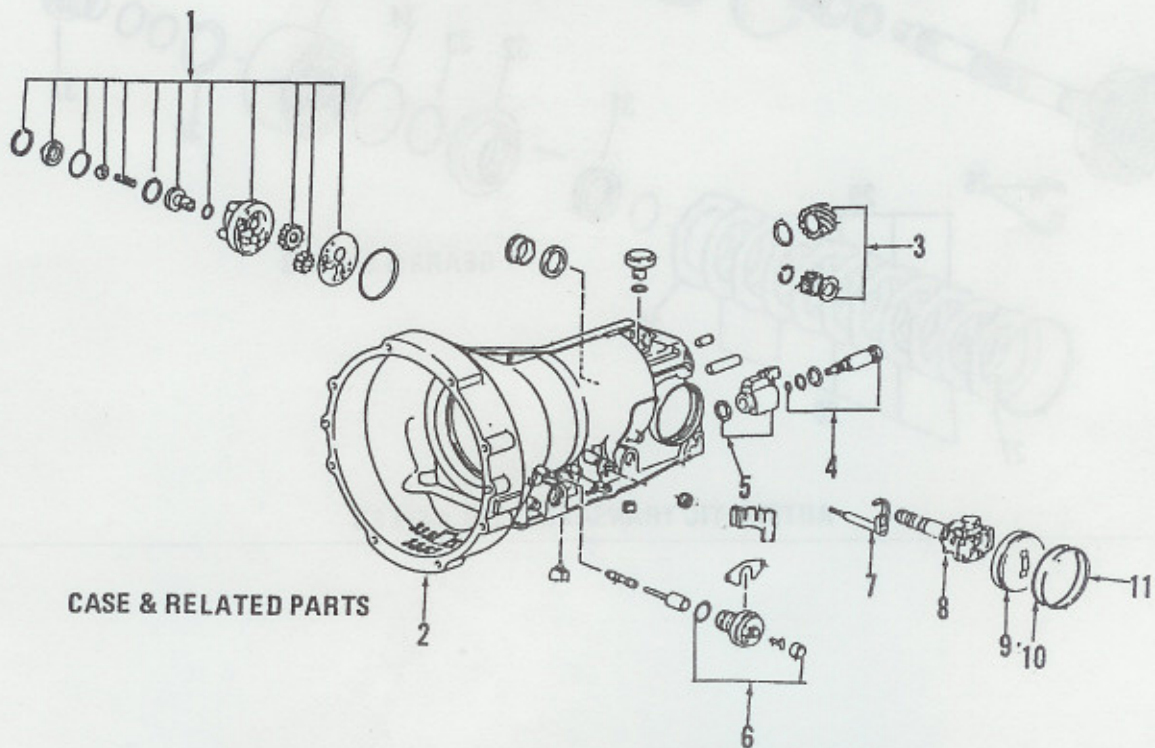
3-GEAR		
1983-89	1262700442	63.70
4-MAGNET		
1983-89		
Binder	0003042290	43.65
Elektroteile	0003042890	38.55
5-SWITCH		
1983-89		
Binder	0003042390	37.90
Elektroteile	0003042790	37.25
6-PRESSURE & CONTROL VALVE		
1983-86		
To CH 547628	1262702579	38.55
From CH 547629	1262702779	46.20
1987-89	1262704379	44.30
7-LEVER		
1983-89	1262700059	6.40
8-GOVERNOR		
1983-89	1262701174	209.30
9-COVER		
1983-89	1262700008	10.15
10-SEALING RING		
1983-89	0059978748	1.35
11-CIRCLIP		
1983-89	1269940235	.50
GEARS & SHAFTS		
1-WASHER		
1983-89	1269931026	7.35
2-DISC		
1983-89	1262724926	8.60
3-DISC		
1983-89	1262720625	8.10
4-DISC		
3.5 MM	1262725026	11.70
4.0 MM	1262725126	12.35

(CONTINUED)

Parts



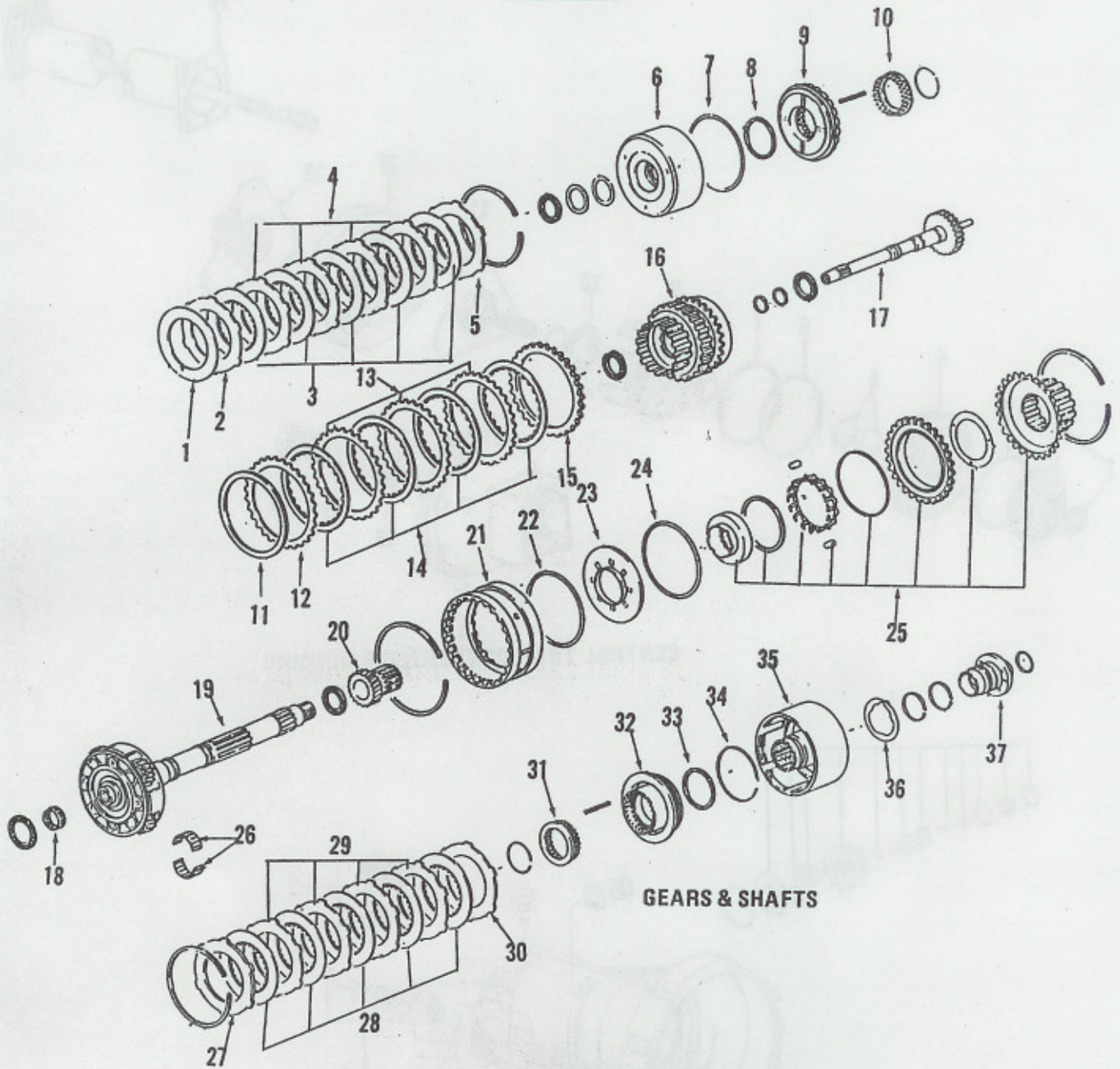
CENTRAL TUBE, CONVERTER & HOUSING



CASE & RELATED PARTS

AUTOMATIC TRANSAXLE-928, 4-SPEED

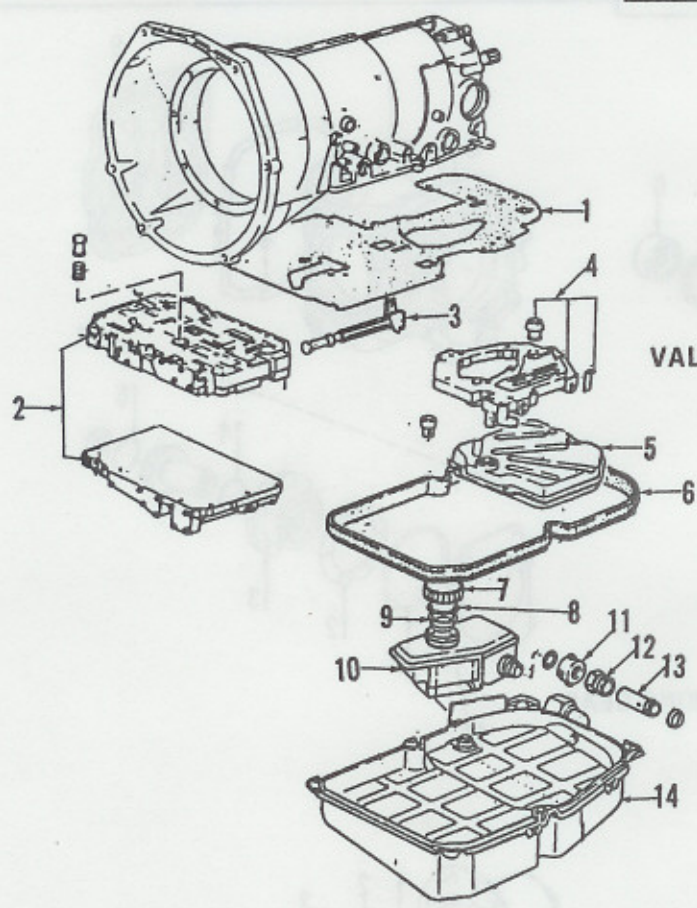
Parts



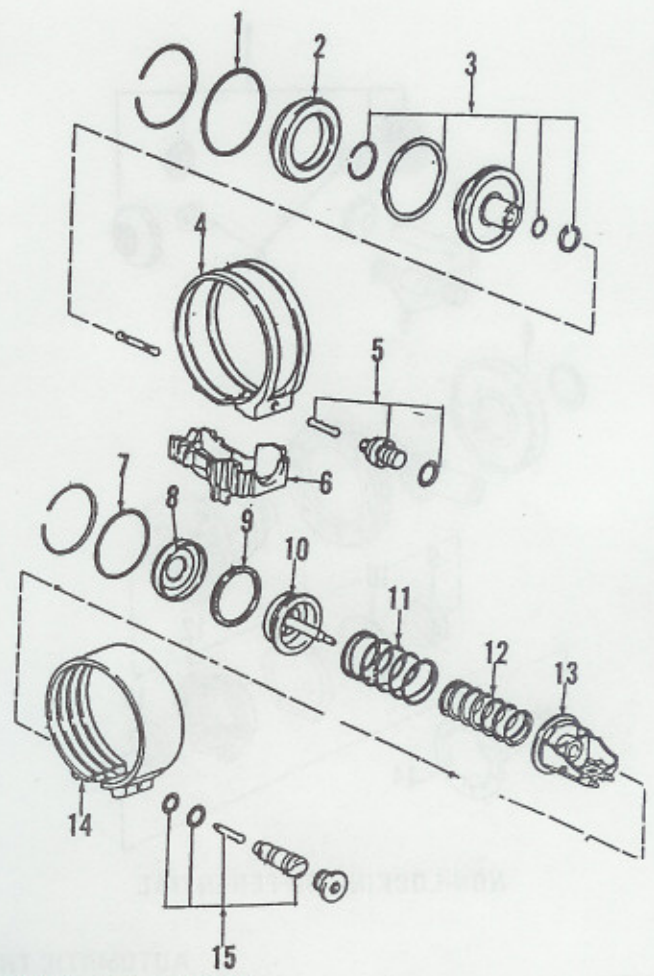
GEARS & SHAFTS

AUTOMATIC TRANSAXLE-928, 4-SPEED

Parts



VALVE BODY & OIL PAN



BANDS & SERVOS

AUTOMATIC TRANSAXLE-928, 4-SPEED

**AUTOMATIC TRANSAXLE - 928, 4 SPEED-
Parts Cont'd**

5-DISC		
1983-89	1262723226	17.10
6-CARRIER		
1983-88	1262707628	370.30
1989	1262702749	467.15
7-SLEEVE		
1983-89	1092720992	6.95
8-SLEEVE		
1983-89	1262720392	2.50
9-PISTON		
1983-88	1262721131	34.70
1989	1262722031	34.70
10-WASHER		
1983-88	1262720064	3.35
1989	1262720864	3.85
11-SPACER		
2.5 MM	1262720952	10.55
3.0 MM	1262721052	10.55
3.5 MM	1262721152	10.55
12-DISC		
1983-89	1262723826	12.35
13-DISC		
2.3 MM	1262723926	11.80
2.8 MM	1262723826	12.35
14-DISC		
1983-89	1262720925	8.05
15-DISC		
1983-89	1262723726	42.40
16-GEAR SET		
1983-88	1262700443	894.45
1989	1262704143	900.15
17-DRIVE SHAFT		
1983-89	7222700025	290.75
18-BEARING		
1983-89	0089810010	2.05
19-PLANET PINION CARRIER		
1983-89	7222701443	971.90
20-SUN GEAR		
1983-89	1262720007	141.25
21-CARRIER		
1983-89	1262721008	94.99
22-SHIM		
0.1 MM	1262721752	2.30
0.2 MM	1262721852	2.30
0.5 MM	1262721952	2.30
23-WASHER		
1983-89	1262700076	41.10
24-SEALING RING		
1983-89	0099976048	2.50
25-CLUTCH		
1983-89	1262704031	398.80
26-BEARING		
1983-89	0119818210	3.40
27-DISC		
1983-89	1262723426	15.80
28-DISC		
1983-89	1262720725	9.20
29-DISC		
3.0 MM	1262723626	8.60
3.5 MM	1262724825	.00
30-DISC		
1983-89	1262724726	7.95
31-WASHER		
1983-89	1262720264	3.35
32-PISTON		
1983-89	1262721231	37.25
33-SLEEVE		
1983-89	1262720392	2.50
34-SEALING RING		
1983-89	1262720255	5.75
35-CARRIER		
1983-89	1262708928	512.75
36-WASHER		
1983-89	1262722262	4.90
37-FLANGE		
1983-89	7222720145	265.10
VALVE BODY & OIL PAN		
1-GASKET		
1983-89	1262770280	3.70
2-VALVE BODY		
1983-86	7222702007	1026.60

1987-88	7222703407	940.20
1989	7222703807	964.85
3-REGULATING VALVE		
1983-89	1262700570	23.15
4-COVER		
1983-89	7222700305	158.55
5-OIL FILTER		
1983-89	1262770295	42.65
6-OIL SUMP GASKET		
1983-89	1262710280	8.10
7-COVER		
1983-85	477321481	5.55
1986-89	96030748100	.00
8-GASKET		
1983-86	477321481	5.55
1987-89	477321483A	11.10
9-STRAINER		
1983-89	477321479	4.55
10-CONTAINER		
1983-86	96030747501	11.70
1987-89	96030707500	26.15
11-NUT		
1983-89	477321485	5.75
12-SCREW		
1983-89	011321387A	9.70
13-FILLER TUBE		
1983-86	96030740703	5.40
14-OIL SUMP		
1983-86		
To CH 16E01141	96030703104	202.85
From Ch 16E01142	96030703108	202.85
1987-89	7222701012	101.45

BANDS & SERVOS		
1-SEALING RING		
1983-89	0059977048	2.65
2-COVER		
1983-89	1262770903	10.55
3-PISTON		
1983-88	1262702032	162.40
1989	1072700432	
4-BRAKE BAND		
1983-89	1262701562	231.10
5-VALVE		
1983-89	1262702089	38.60
6-SUPPORT		
1983-89	1262770940	9.05
7-SEALING RING		
1983-89	0059978648	2.55
8-COVER		
1983-89	1262770203	17.75
9-SLEEVE		
1983-89	1152721092	2.85
10-PISTON		
1983-86		
68 MM	1262704532	29.55
69 MM	1262704732	29.55
70 MM	1262704932	29.55
71 MM	1262705132	30.40
72 MM	1262705332	29.75
73 MM	1262705532	29.50
74 MM	1262705732	29.50
1987-89	1262709732	29.55
11-SPRING		
1983-89	1269930101	4.25
12-SPRING		
1983-89	1269935701	3.05
13-SUPPORT		
1983-89	1262770740	7.20
14-BRAKE BAND		
1983-89	1262701662	89.85
15-VALVE		
1983-86	1232700189	53.95
1987-89	1262703089	75.75

DIFFERENTIAL CASE & PARKING GEAR		
1-GEAR		
1983-89	1232720117	91.15
2-RATCHET		
1983-89	1232780021	32.10
3-GASKET		
1983-89	7222710280	1.80
4-INTERMEDIATE PLATE		
1983-89	96032103103	418.20

5-SEALING RING		
1983-89	99911330740	30.40
6-SPACER RING		
1983-89	96030240300	221.45
7-HOUSING		
1983-86	96032104101	1023.40
1987-89	92832104102	.00
8-GASKET		
1983-89	92830139503	1.00
9-COVER		
1983-85	92830130510	194.50
1986-89	92830130601	104.75
10-WASHER		
Order By Size		
11-SEALING RING		
1983-89	96032131100	5.75
12-WASHER		
Order By Size		
13-BUSHING		
1983-86	96030206303	469.45
1987-89	96030206305	469.45
14-SEALING RING		
1983-89	96030230300	1.50
15-SEALING RING		
1983-89	96030230500	1.00

NON-LOCKING DIFFERENTIAL		
1-PINION & SIDE GEARS		
1983-89	92833290203	372.60
2-NUT		
1983-89	92833227903	7.35
3-SHAFT		
1983-89	92833220707	23.50
4-SLEEVE		
1983-86	92833220501	3.15
5-BEARING		
1983-86	99920141600	6.40
1987-89	99920123700	9.30
6-CARRIER DISC		
1983-86	92831802402	65.35
1987-89	92831802405	.00
7-RING & PINION GEAR		
1983-89	96030291100	854.55
8-HOUSING		
1983-89	92833221208	303.60
9-BEARING		
1983-89	99905902700	44.30
10-O-RING		
1983-89	92833221702	4.55
11-SHIM		
Order By Size		
12-HOUSING		
1983-89	92833221302	82.05
13-SEAL		
1983-89	92833221502	17.75
14-FLANGE		
1983-84	92833220600	173.95
1985-89	92833220610	173.95

LOCKING DIFFERENTIAL		
1-WASHER		
1983-89	90133256111	6.90
2-WASHER		
1983	92833255500	12.40
1984-89	92833255520	12.80
3-DISC		
1.9 MM	91733255210	14.30
2.0 MM	91733255211	14.30
2.1 MM	91733255212	14.30
4-DISC		
1983-89	92833255100	40.30
5-PRESSURE RING		
1983-89	92833251100	161.75
6-SIDE GEAR		
1983	93033253501	219.55
1984-89	92833253501	229.15
7-DISC		
1983-89	92833227901	22.30
8-PINION GEAR		
1983-89	92833253100	42.75
9-SHAFT		
1983-89	92833254100	26.60
10-COMplete DIFFERENTIAL		
1983-89	92833205220	1709.00

(GROUP 12)

BRAKES

(GROUP 12)

Time

OPERATION INDEX	
Brakes, Adjust	1
Bleed System	2
Disc Pads, Renew	3

Rotor, R&R Or Renew	4
Rotor, R&R And Reface	5
Rotor Hub, R&R Or Renew	6
Calliper Assy, R&R Or Renew	7

Calliper Assy, R&R & Overhaul	8
Master Cylinder, R&R Or Renew	9

(CONTINUED)

BRAKES- Time Cont'd

Master Cylinder, R&R & Overhaul	10
Brake Flex Hose, Renew	11
Power Brake Booster, Renew	12
Vacuum Check Valve, Renew	13
Parking Brake, Adjust	14
Parking Brake Lever, Renew	15
Parking Brake Cable, Renew	16
Parking Brake Shoes, Renew	17
Anti-Lock Brake Components, Renew	18

1-BRAKES, ADJUST (B)

924 (0.3)	0.5
-----------	-----

2-BLEED SYSTEM (B)

1983-89 (0.4)	0.7
---------------	-----

3-DISC PADS, RENEW (B)

FRONT PADS	
1983-89 (0.7)	1.2
REAR PADS	
1983-89 (0.7)	1.2

BRAKE COMBINATIONS

Use The Following Operations After Disc Pads Or Brake Shoes Are Removed.

FRONT GREASE SEAL, RENEW	
After Hub Is Removed.	
One Side	0.1
Both Sides	0.2
FRONT WHEEL BEARINGS, RENEW	
After Hub Is Removed.	
One Side	0.3
Both Sides	0.6
CALIPER, RENEW (FRONT OR REAR)	
One	0.6
Both	1.0
CALIPER, OVERHAUL	
Each	0.5
ROTOR, R&R OR RENEW (FRONT OR REAR)	
One	0.5
Both	1.0
ROTOR, R&R AND REFACE (FRONT OR REAR)	
One	0.9
Both	1.8
PARKING BRAKE, ADJUST	
1983-89	0.3
HYDRAULIC SYSTEM, OVERHAUL	
Includes: Overhaul Calipers, Wheel Cylinders & Master Cylinder, Flush, Refill And Bleed Hydraulic System.	
1983-89	5.3
4-ROTOR, R&R OR RENEW (B)	
FRONT	
911	
One Side (1.2)	1.5
Both Sides (1.7)	2.2
924	
One Side (1.2)	1.5
Both Sides (1.6)	2.1
928 & 944	
One Side (1.0)	1.3
Both Sides (1.3)	1.8
REAR	
1983-89	
One Side (1.1)	1.4
Both Sides (1.5)	2.0
5-ROTOR, R&R AND REFACE (B)	
FRONT	
911	

One Side	2.0
Both Sides	3.2
924	
One Side	2.0
Both Sides	3.1
928 & 944	
One Side	1.8
Both Sides	2.8
REAR	
1983-89	
One Side	1.9
Both Sides	3.0

6-ROTOR HUB, R&R OR RENEW (B)

FRONT	
One, Exc (1.1)	1.6
928 (1.0)	1.5
Both, Exc (2.0)	3.0
928 (1.8)	2.8
REAR	

Includes: R&R Control Arm On 911 Turbo.

911	
One, Exc (2.0)	2.5
Turbo (4.1)	5.1
Both, Exc (3.0)	3.5
Turbo (7.0)	8.0
924	
One (2.5)	3.0
Both (4.8)	5.8
928	
One (2.1)	2.6
Both (3.8)	4.8
944	
One, Exc (0.9)	1.4
1985-89 (2.5)	3.0
Both, Exc (1.5)	2.5
1985-89 (4.8)	5.8

7-CALIPER ASSY, R&R OR RENEW (B)

Does Not Include: Bleed System.

FRONT OR REAR	
One (0.6)	0.9
Both (1.0)	1.5

8-CALIPER ASSY, R&R & OVERHAUL (B)

Does Not Include: Bleed System.

FRONT OR REAR	
One (1.1)	1.6
Both (2.0)	3.0

9-MASTER CYLINDER, R&R OR RENEW (B)

Does Not Include: Bleed System.

911, Exc (1.3)	1.8
Power Brakes (1.8)	2.3
924 (0.3)	0.5
928 (1.8)	2.3
944, Exc (0.3)	0.5
Turbo (3.3)	4.3

10-MASTER CYLINDER, R&R & OVERHAUL (B)

Does Not Include: Bleed System.

911, Exc (1.6)	2.6
Power Brakes (2.1)	3.1
924 (0.6)	1.6
928 (2.1)	3.1
944, Exc (0.6)	1.6
Turbo (3.6)	5.1

11-BRAKE FLEX HOSE, RENEW (B)

Does Not Include: Bleed System.

Each	
911 (0.5)	0.8
924 (0.3)	0.5
928 (0.6)	0.9
944 (0.3)	0.5

12-POWER BRAKE BOOSTER, RENEW (B)

Does Not Include: Bleed System.

911 (2.0)	2.5
924 (0.9)	1.4
928 (2.8)	3.3
944, Exc (0.9)	1.4
Turbo (4.2)	5.2

13-VACUUM CHECK VALVE, RENEW (B)

1983-89 (0.2)	0.4
---------------	-----

14-PARKING BRAKE, ADJUST (C)

1983-89 (0.3)	0.5
---------------	-----

15-PARKING BRAKE LEVER, RENEW (C)

911 (0.6)	0.9
924 (0.5)	0.8
928 (0.9)	1.2
944 (0.5)	0.8

16-PARKING BRAKE CABLE, RENEW (C)

911	
One (1.0)	1.3
Both (1.9)	2.4
924	
Right (0.8)	1.1
Left (0.7)	1.0
Both (1.5)	2.0
928	
Right (1.5)	1.8
Left (1.4)	1.7
Both (2.2)	2.7
944	
Right (0.8)	1.1
Left (0.7)	1.0
Both (1.5)	2.0

17-PARKING BRAKE SHOES, RENEW (B)

One Side (1.1)	1.4
Both Sides (1.9)	2.4

18-ANTI-LOCK BRAKE COMPONENTS, RENEW (B)

928	
Control Unit (0.2)	0.4
Hydraulic Modulator (1.6)	2.1
Wheel Speed Sensors	
Front	
One Side (0.5)	0.8
Both Sides (0.9)	1.4
Rear	
One Side (0.3)	0.5
Both Sides (0.5)	1.0
944	
Control Unit (0.2)	0.4
Hydraulic Modulator (1.1)	1.6
Wheel Speed Sensors	
Front	
One Side (0.5)	0.8
Both Sides (0.8)	1.3
Rear	
One Side (0.3)	0.5
Both Sides (0.5)	1.0

Parts

PARTS INDEX

Front Hub	1
Rear Hub	2
Front Rotor	3
Rear Rotor	4
Brake Pads Or Linings	5
Front Caliper Assy	6
Front Caliper Repair Kit	7
Rear Caliper Assy	8
Rear Caliper Repair Kit	9
Master Cylinder	10
Master Cylinder Repair Kit	11
Power Brake Booster	12
Pressure Regulator	13
Parking Brake Lining	14
ABS Brake System	15

1-FRONT HUB

911	
W/o Turbo	91134106506 184.90
W/Turbo	93034106501 319.00
924	
1986-88	477405065B 267.70
928	
1983-86	92834106510 264.90
1987-89	92834106603 295.70
944	
1983-86	
W/O Turbo	477405065B 267.70
W/Turbo	95134106500 333.75
1987-89	
W/O Anti-Lock	95134106504 374.85

W/Anti-Lock	95134106505 374.85
-------------	--------------------

2-REAR HUB

911	
W/O Turbo	91133106533 209.90
W/Turbo	93033106503 344.05
924	
1986-88	95133106700 306.20
928	
1983-86	92833106505 241.35
1987-89	92833106504 204.15
944	
1983-84	477501065 230.75
1985-89	95133106700 306.20

(CONTINUED)

BRAKES- Parts Cont'd

3-FRONT ROTOR

911		
1983	91135104120	123.75
1984-86		
Exc Turbo-Turbo Look	91135104122	143.45
Turbo-Turbo Look		
Right	93035104801	334.45
Left	93035104701	301.20
1987-89		
W/O Turbo-Turbo Look	91135104122	143.45
W/Turbo-Turbo Look		
Right	93035104802	313.25
Left	93035104702	313.25
924		
1986-88	477405083A	131.25
928		
1983-85		
Right	92835104401	229.80
Left	92835104301	229.80
1986-89		
Right	92835104404	282.85
Left	92835104304	282.85
944		
1983-86	477405083A	131.25
1987		
W/O Turbo	94435104105	148.05
W/Turbo	95135104101	154.70
1988-89		
W/O Turbo	94435104105	148.05
W/Turbo	95135104102	239.30

4-REAR ROTOR

911		
1983	90135204114	146.55
1984-86		
W/O Turbo-Turbo Look	91135204108	174.95
W/Turbo-Turbo Look		
Right	93035204600	264.00
Left	93035204500	359.05
1987-89		
W/O Turbo-Turbo Look	91135204108	174.95
W/Turbo-Turbo Look		
Right	93035204601	288.70
Left	93035204501	288.70
924	94435204102	132.90
928		
1983-85	94435204102	132.90
1986-89	95135204101	181.15
944		
1983-84	94435204102	132.90
1985-89		
W/O Turbo	94435204103	188.40
W/Turbo	95135204102	188.40

5-BRAKE PADS OR LININGS

911		
Front		
1983	91135195001	56.85
1984-89		
W/O Turbo	91135195001	56.85
W/Turbo	93035193805	147.15
Rear		
1983	91135295001	49.45
1984-89		
W/O Turbo	91135295001	49.45
W/Turbo	93035193805	147.15
924		
1986-88		
Front	94435195101	78.55
Rear	94435295101	78.55
928		
1983-85		
Front	92835193100	114.55
Rear		
W/O Jurid	92835295200	86.05
W/Jurid	92835295201	93.65
1986-89		
Front	92835193904	188.99
Rear	95135193901	108.80
944		
Front		
W/O Turbo	94435195101	78.55
W/Turbo	94435295101	78.55
Rear		
W/O Turbo	94435295101	78.55
W/Turbo	95135193901	108.80

6-FRONT CALIPER ASSEMBLY

911		
1983		
Right	91135142602	252.45
Left	91135142502	252.45
1984-89		
Right		
W/O Turbo	91135142603	266.05
W/Turbo	93035109203	814.80

Left		
W/O Turbo	91135142503	266.05
W/Turbo	93035109103	814.80
924		
1986-88		
Right	94435143000	220.95
Left	94435142900	220.95
928		
1983-85		
Right		
To F92DS861386	92835142800	303.99
From F92DS861386	92835142801	316.65
Left		
To F92DS861386	92835142700	366.95
From F92DS861386	92835142701	316.65
1986		
Right	92835142200	503.15
Left	92835142100	503.15
1987-89		
Right	92835142201	468.65
Left	92835142101	468.65
944		
Right		
1983	477615110	278.10
1984-88		
W/O Turbo	94435143000	220.95
W/Turbo	95135242200	406.85
1989		
W/O Turbo	95135142202	341.35
W/Turbo	92835142202	458.20
Left		
1983	477615109	278.10
1984-88		
W/O Turbo	94435142900	220.95
W/Turbo	95135242100	406.85
1989		
W/O Turbo	95135142102	341.35
W/Turbo	92835142102	458.20

7-FRONT CALIPER REPAIR KIT

911	91135194600	10.90
924		
1986-88	92835194100	10.30
928		
1983-85	92835194300	9.85
1986-89		
36 MM	95135191901	45.95
42 MM	92835191900	36.55
44 MM	92835191901	40.70
944		
1983-88		
W/O Turbo	92835194100	10.30
W/Turbo		
28 MM	95135291901	31.00
30 MM	95135291900	31.40
1989		
W/O Turbo	95135191911	21.00
W/Turbo	92835191910	25.30

8-REAR CALIPER ASSEMBLY

911		
1983		
Right	91135290800	224.30
Left	91135290700	224.30
1984-89		
Right		
W/O Turbo	91135242600	338.10
W/Turbo	93035209203	844.65
Left		
W/O Turbo	91135242500	338.10
W/Turbo	93035209103	844.65
924		
1986-88		
Right	94435243000	206.40
Left	94435242900	206.40
928		
1983-85		
Right	92835242601	270.30
Left	92835242501	270.30
1986-88		
Right	92835242200	457.15
Left	92835242100	457.15
1989		
Right	92835242201	457.15
Left	92835242101	457.15
944		
Right		
1983	94435243000	206.40
1984	477609109	253.65
1985-89		
W/O Turbo	94435243000	206.40
W/Turbo	95135242200	406.85
Left		
1983	94435243000	206.40
1984-89		
W/O Turbo	94435242900	206.40
W/Turbo	95135242100	406.85

9-REAR CALIPER REPAIR KIT

911		
1983	91135299800	10.40
1984-89	91135290500	14.85
924	92835294100	15.95
928		
1983-85	92835294100	15.95
1986-89		
28 MM	95135291901	31.00
30 MM	95135291900	31.40
944		
1983-89		
W/O Turbo	92835294100	15.95
W/Turbo	95135291900	31.40

10-MASTER CYLINDER

911		
1983	91135501	253.49
1984		
W/O Turbo	91135501	253.49
W/Turbo	93035501103	185.80
1985-89		
W/O Turbo	91135501112	165.15
W/Turbo	93035501103	185.80
924		
1986-88		
Girling	94435501100	162.35
ATE	94435501101	223.20
928		
1983	92835501104	219.75
1984-89		
To CH 92GS861000	92835501123	224.50
From CH 92GS861000	92835501124	270.70
944		
ATE	94435501101	223.20
Girling	94435501100	162.35

11-MASTER CYLINDER REPAIR KIT

911	91135592500	D107.75
924		
1986-88	94435591100	99.15
928	92835591300	52.95
944		
ATE	94435591101	78.70
Girling	94435591100	99.15

12-POWER BRAKE BOOSTER

911		
1984	93035502700	214.45
1985-89		
W/O Turbo	93035502700	214.45
W/Turbo	93035502702	214.45
924		
1986-88		
Girling	94435502300	297.70
ATE	94435502311	270.05
928		
1983-86		
To CH 92GS861000	92835502306	273.70
From CH 92GS861000	92835502309	347.50
1988-89	92835502309	347.50
944		
W/O Anti-Lock		
ATE	94435502311	270.05
Girling	94435502300	297.70
W/Anti-Lock	94435502311	270.05

13-PRESSURE REGULATOR

911, 924, 928		
1983		
9 Inch Booster	92861712100	455.75
10 Inch Booster	92861712101	468.30
1984	92835530501	59.95
1985-89		
W/O Turbo	92835530501	59.95
W/Turbo	93035530500	48.90
944		
W/O Anti-Lock		
W/Anti-Lock	95135530500	53.40
W/O Turbo	92835530501	59.95
W/Turbo	95135530500	53.40

14-PARKING BRAKE LINING

911		
1983-87		
W/O Turbo-Turbo Look	91135209710	45.80
W/Turbo-Turbo Look	92835209710	45.80
924, 944	92835209710	45.80
928		
1983-89	92835209710	45.80

15-ABS BRAKE SYSTEM

HYDRAULIC UNIT		
928	92835575504	1900.90
944	95135506300	.00
CONTROL UNIT		
928, 944	92861811905	939.80

(GROUP 13)

FRONT SUSPENSION - 911

(GROUP 13)

Time

OPERATION INDEX

Wheel Alignment	1
Toe-In, Adjust	2
Suspension Overhaul	3
Wheel Bearings, Renew	4
Front Hub Seal, Renew	5
Knuckle, Renew	6
Lower Control Arm, Renew	7
Lower Ball-Joint, Renew	8
Shock Absorber, Renew	9
Macpherson Strut, Renew	10
Front Axle Support, R&R Or Renew	11
Torsion Bar, Renew	12
Stabilizer Bar, Renew	13
Stabilizer Bar Bushings, Renew	14

1-WHEEL ALIGNMENT (B) 1983-89	1.7
2-TOE-IN, ADJUST (B) 1983-89	0.6
3-SUSPENSION OVERHAUL (B) One Side	4.0

4-WHEEL BEARINGS, RENEW (B) One Side (0.8)	1.3
Both Sides (1.5)	2.5

5-FRONT HUB SEAL, RENEW (B) One Side	1.3
Both Sides	2.5

6-KNUCKLE, RENEW (B)

Part Of Strut.

7-LOWER CONTROL ARM, RENEW (B)

Does Not Include: Alignment.

One (0.9)	1.4
Both (1.4)	2.4

8-LOWER BALL JOINT, RENEW (B)

Does Not Include: Alignment.

One (0.5)	0.8
Both (0.7)	1.2

9-SHOCK ABSORBER, RENEW (C)

After Strut Is Removed.

One (0.3)	0.5
Both (0.6)	1.0

10-MACPHERSON STRUT, RENEW (B)

Does Not Include: Alignment.

One (1.2)	1.7
Both (1.9)	2.9

11-FRONT AXLE SUPPORT, R&R OR RENEW (B)

Does Not Include: Alignment.

1983-89 (1.0)	1.5
---------------------	-----

12-TORSION BAR, RENEW (B)

Does Not Include: Alignment.

One (0.5)	0.8
Both (1.0)	1.5

13-STABILIZER BAR, RENEW (C)

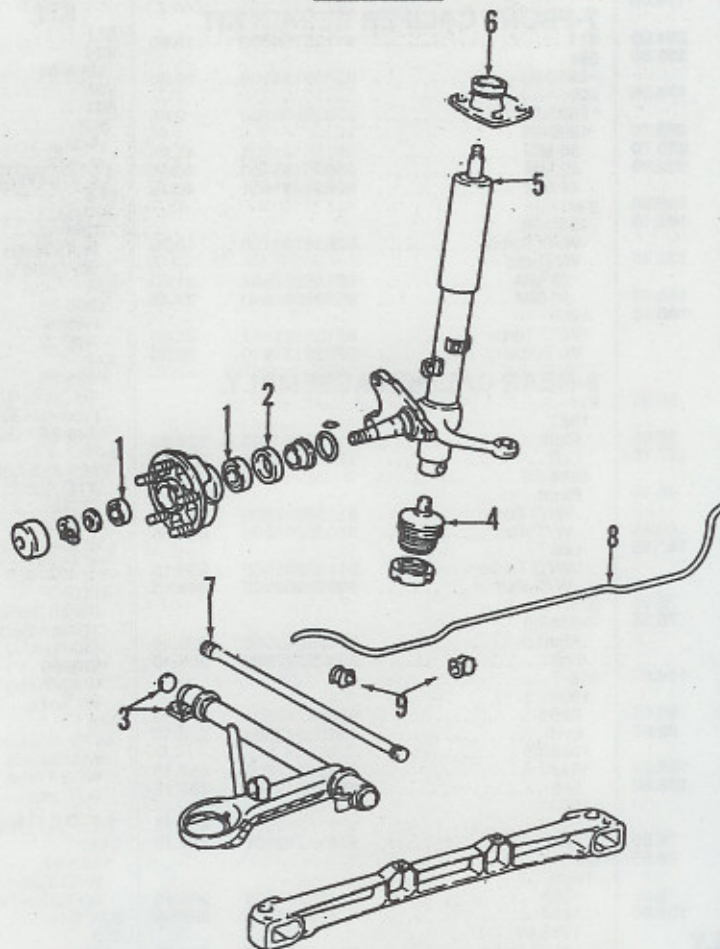
1983-89 (0.6)

1983-89 (0.6)	1.1
---------------------	-----

14-STABILIZER BAR BUSHINGS, RENEW (C)

One (0.6)	0.9
Both (1.2)	1.7

Parts



FRONT SUSPENSION-911

Parts

1-FRONT WHEEL BEARING		
Outer.....	99905906500	12.20
Inner.....	99905909800	15.25
2-FRONT WHEEL HUB SEAL		
1983-89	477405641	7.75
3-LOWER CONTROL ARM		
W/O Turbo		
Right.....	91134190201	282.85
Left.....	91134190101	282.85
W/Turbo		
Right.....	93034190201	356.90

Left.....	93034190101	343.15
4-BALL JOINT		
1983-89	91134104901	89.40
5-STRUT		
Right		
W/O Turbo	91134104204	646.05
W/Turbo	91134104233	594.70
Left		
W/O Turbo	91134104104	646.05
W/Turbo	91134104133	523.50
6-MOUNT		
1983-89	91134101800	41.70

7-TORSION BAR		
Right.....	90134310212	75.99
Left.....	90134310112	75.99
8-STABILIZER BAR		
20 MM		
	91134370310	95.65
22 MM		
	91134370313	140.05
9-STABILIZER BUSHING		
20 MM		
	91134379203	3.99
22 MM		
	91134388100	2.90

(GROUP 13)

FRONT SUSPENSION - 924

(GROUP 13)

Time

OPERATION INDEX	
Wheel Alignment	1
Toe-In, Adjust	2
Suspension Overhaul	3
Wheel Bearings, Renew	4
Front Hub Seal, Renew	5
Knuckle, Renew	6
Lower Control Arm, Renew	7
Lower Ball-Joint, Renew	8
Shock Absorber, Renew	9
Macpherson Strut, Renew	10
Spring, Renew	11
Front Axle Support, R&R Or Renew	12
Stabilizer Bar, Renew	13
Stabilizer Bar Bushings, Renew	14
1-WHEEL ALIGNMENT (B)	
1986-89	1.7
2-TOE-IN, ADJUST (B)	
1986-89	0.6
3-SUSPENSION OVERHAUL (B)	
One Side.....	4.0
4-WHEEL BEARINGS, RENEW (B)	
One Side (0.8)	1.3

Both Sides (1.5)	2.5
5-FRONT HUB SEAL, RENEW (B)	
One Side	1.3
Both Sides	2.5
6-KNUCKLE, RENEW (B)	
<i>Does Not Include: Alignment.</i>	
One (0.8)	1.3
Both (1.4)	2.4
7-LOWER CONTROL ARM, RENEW (B)	
<i>Does Not Include: Alignment.</i>	
One (0.7)	1.2
Both (1.2)	2.2
8-LOWER BALL JOINT, RENEW (B)	
<i>Does Not Include: Alignment.</i>	
One (0.4)	0.7
Both (0.6)	1.1
9-SHOCK ABSORBER, RENEW (C)	
<i>After Strut Is Removed.</i>	
One (0.3)	0.5
Both (0.6)	1.0

10-MACPHERSON STRUT, RENEW (B)	
<i>Does Not Include: Alignment.</i>	
One (0.5)	0.9
Both (0.8)	1.6
11-SPRING, RENEW (B)	
<i>After Strut Is Removed.</i>	
One (0.4)	0.7
Both (0.7)	1.2
12-FRONT AXLE SUPPORT, R&R OR RENEW (B)	
<i>Does Not Include: Alignment.</i>	
1986-87 (3.3)	4.3
1988-89 (1.9)	2.9
13-STABILIZER BAR, RENEW (C)	
1983-89 (0.6)	1.
14-STABILIZER BAR BUSHINGS, RENEW (C)	
One (0.3)	0.5
Both (0.4)	0.7

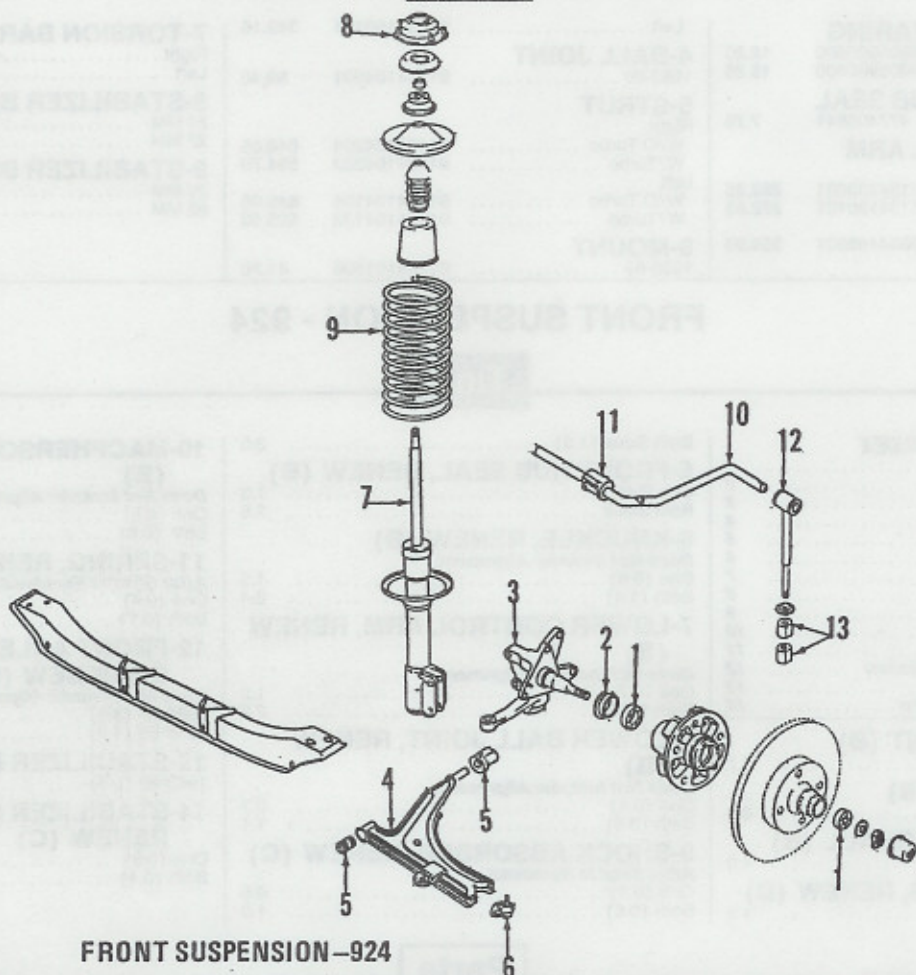
Parts

1-FRONT WHEEL BEARINGS		
Inner		
1986-88	99905909800	15.25
Outer		
1986-88	99905906500	12.20
2-FRONT WHEEL HUB SEAL		
Early	321501641	3.40
Late	477405641	7.75
3-STEERING KNUCKLE		
Right.....	477407312L	667.70
Left.....	477407311L	667.70
4-LOWER CONTROL ARM		
1986-88	171407153D	51.65
5-CONTROL ARM BUSHING		
Front.....	171407182D	5.35
Rear.....	477407181A	23.95

6-LOWER BALL JOINT		
1986-88	171407365G	24.90
7-STRUT		
1986-88		
W/O HD		
Right.....	94434303212	199.55
Left.....	94434303112	199.55
W/HD		
Right.....	94434305100	535.99
Left.....	94434305200	535.99
8-FLANGE		
1986-88	477412345	27.65
9-COIL SPRING		
Red Mark	477411105G	84.80
Green Mark	477411105M	.00
Blue Mark	477411105Q	.00
10-STABILIZER BAR		
1986-88		

W/O HD		
20 MM	94434370700	75.50
23 MM	94434370600	150.10
24 MM	94434370602	162.99
25 MM	94434370604	175.85
w/HD	94434370605	402.75
11-STABILIZER BAR BUSHING		
1986-88		
w/o HD		
20 MM	477411053G	3.20
23 MM	477411053J	2.85
24 MM	477411053K	15.90
25 MM	95134379402	4.35
w/HD	95134379404	36.15
12-LINK		
1986-88	477411057K	34.85
13-MOUNT		
1986-88	477411041B	1.85

Parts



FRONT SUSPENSION-924

(GROUP 13)

FRONT SUSPENSION - 928

(GROUP 13)

Time

OPERATION INDEX

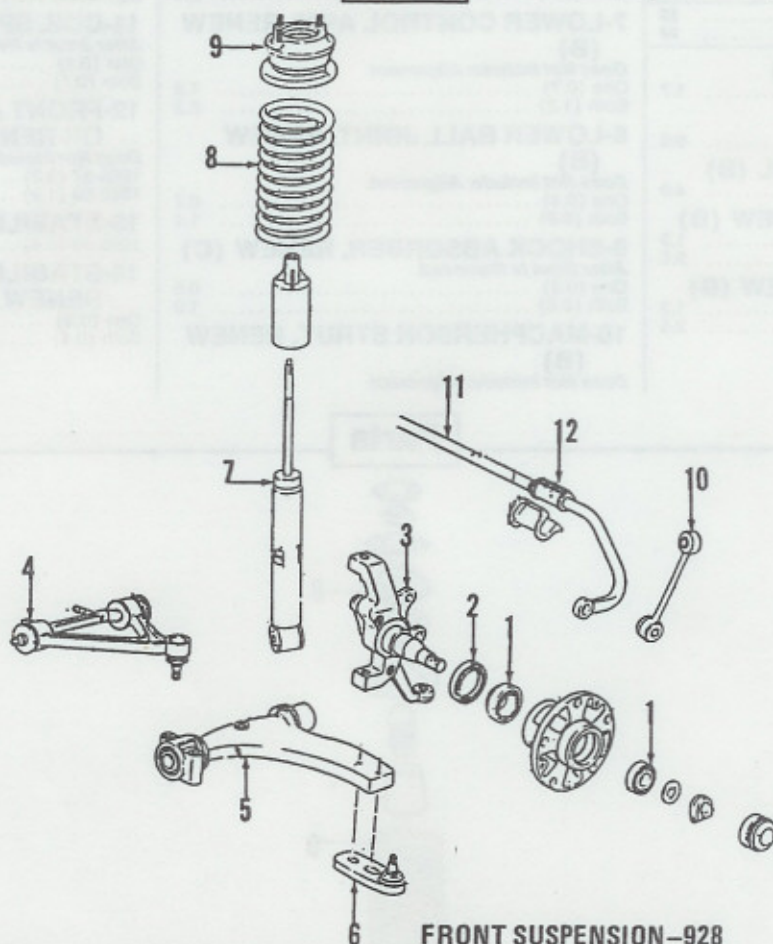
Wheel Alignment	1
Toe-In, Adjust	2
Suspension Overhaul	3
Wheel Bearings, Renew	4
Front Hub Seal, Renew	5
Knuckle, Renew	6
Upper Control Arm, Renew	7
Upper Ball Joint, Renew	8
Lower Control Arm, Renew	9
Lower Ball-Joint, Renew	10
Shock Absorber, Renew	11
Coil Spring, Renew	12
Front Axle Support, R&R Or Renew	13
Stabilizer Bar, Renew	14
Stabilizer Bar Bushings, Renew	15

1-WHEEL ALIGNMENT (B)	
1983-89	1.7
2-TOE-IN, ADJUST (B)	
1983-89	0.6
3-SUSPENSION OVERHAUL (B)	
1983-89	3.0
4-WHEEL BEARINGS, RENEW (B)	
One Side (1.0)	1.5
Both Sides (1.7)	2.7
5-FRONT HUB SEAL, RENEW (B)	
One Side	1.5

Both Sides	2.7
6-KNUCKLE, RENEW (B)	
<i>Does Not Include: Alignment.</i>	
One (1.2)	1.7
Both (2.3)	3.3
7-UPPER CONTROL ARM, RENEW (B)	
<i>Does Not Include: Alignment.</i>	
1983-87	
One (1.9)	2.4
Both (3.2)	4.2
1988-89	
One (2.2)	2.7
Both (3.5)	4.5
8-UPPER BALL JOINT, RENEW (B)	
Part Of Upper Control Arm.	
9-LOWER CONTROL ARM, RENEW (B)	
<i>Does Not Include: Alignment.</i>	
1983-87	
One (0.9)	1.4
Both (1.6)	2.6
1988-89	
One (1.2)	1.7
Both (1.9)	2.9
10-LOWER BALL JOINT, RENEW (B)	
<i>Does Not Include: Alignment.</i>	

One (0.6)	0.9
Both (1.1)	1.6
11-SHOCK ABSORBER, RENEW (C)	
<i>After Strut Is Removed.</i>	
One (0.6)	0.9
Both (1.2)	1.7
12-COIL SPRING, RENEW (B)	
<i>After Strut Is Removed.</i>	
One (0.6)	0.9
Both (1.2)	1.7
13-FRONT AXLE SUPPORT, R&R OR RENEW (B)	
<i>Does Not Include: Alignment.</i>	
1983-87 (3.8)	4.8
1988-89 (4.0)	5.0
14-STABILIZER BAR, RENEW (C)	
1983-87 (0.6)	1.1
1988-89 (0.9)	1.4
15-STABILIZER BAR BUSHINGS, RENEW (C)	
1983-89	
One (0.3)	0.5
Both (0.6)	1.0

Parts



FRONT SUSPENSION-928

1-FRONT WHEEL BEARINGS

Inner	99905906100	20.25
Outer		
1983-86	99905906700	16.40
1987-89	99905908901	15.85

2-FRONT WHEEL HUB SEAL

1983-89	477405641	7.75
---------	-----------	------

3-STEERING KNUCKLE

1983-84		
Right	92834105803	451.35
Left	92834105703	451.35
1985-86		
Right	92834105812	451.35
Left	92834105712	451.35
1987-89		
Right	92834105816	451.35
Left	92834105716	373.90

4-UPPER CONTROL ARM

1983-86		
Right	92834102833	376.25
Left	92834102733	376.25
1987-89		
Right	92834102837	439.85
Left	92834102737	439.85

5-LOWER CONTROL ARM

1983-89		
---------	--	--

To 92GS861000	92834101702	332.50
From CH 92GS861000	92834101704	349.15

6-BALL JOINT

1983	92834104910	92.40
1984-89		
To CH 92GS861000		
Steel	92834104912	105.45
Aluminium	92834104910	92.40
From CH 92GS861000	92834104908	135.55

7-SHOCK ABSORBER

1983-85		
Bilstein		
To 10/83	92834305505	213.50
From 10/83	92834305506	327.60
Boge	92834305504	127.85
1986-89		
Bilstein	92834305508	.00
Boge	92834305507	182.75

8-COIL SPRING

1983-85		
1 Color Mark	92834351106202	123.20
2 Color Mark	92834351106202	123.20
3 Color Mark	92834351106203	123.20
1986-87		
Brown		
1 Line	92834351106202	123.20

2 Lines	92834351106202	123.20
3 Lines	92834351106203	123.20
Orange		
1 Line	92834351109402	123.80
2 Lines	92834351109402	123.80
3 Lines	92834351109403	119.30

1988-89		
Orange		
1 Line	92834351112501	98.20
2 Lines	92834351112502	101.90

9-SEAT

1983-85		
TO CH 92GS861000	92834304701	158.60
From CH 92GS861000	92834304706	146.20
1986-89	92834304706	146.20

10-LINK

1983-89		
TO CH 92GS861000	92834306900	78.95
From CH 92GS861000	92834306901	101.70

11-STABILIZER BAR

1983-89		
TO CH 92GS861000	92834307305	252.00
From CH 92GS861000	92834307306	252.00

12-STABILIZER BAR BUSHING

1983-89	92834379304	8.25
---------	-------------	------

(GROUP 13)

FRONT SUSPENSION - 944

(GROUP 13)

Time

OPERATION INDEX

Wheel Alignment	1
Toe-In, Adjust	2
Suspension Overhaul	3
Wheel Bearings, Renew	4

Front Hub Seal, Renew	5
Knuckle, Renew	6
Lower Control Arm, Renew	7
Lower Ball-Joint, Renew	8
Shock Absorber, Renew	9

Macpherson Strut, Renew	10
Coil Spring, Renew	11
Front Axle Support, R&R Or Renew	12

(CONTINUED)

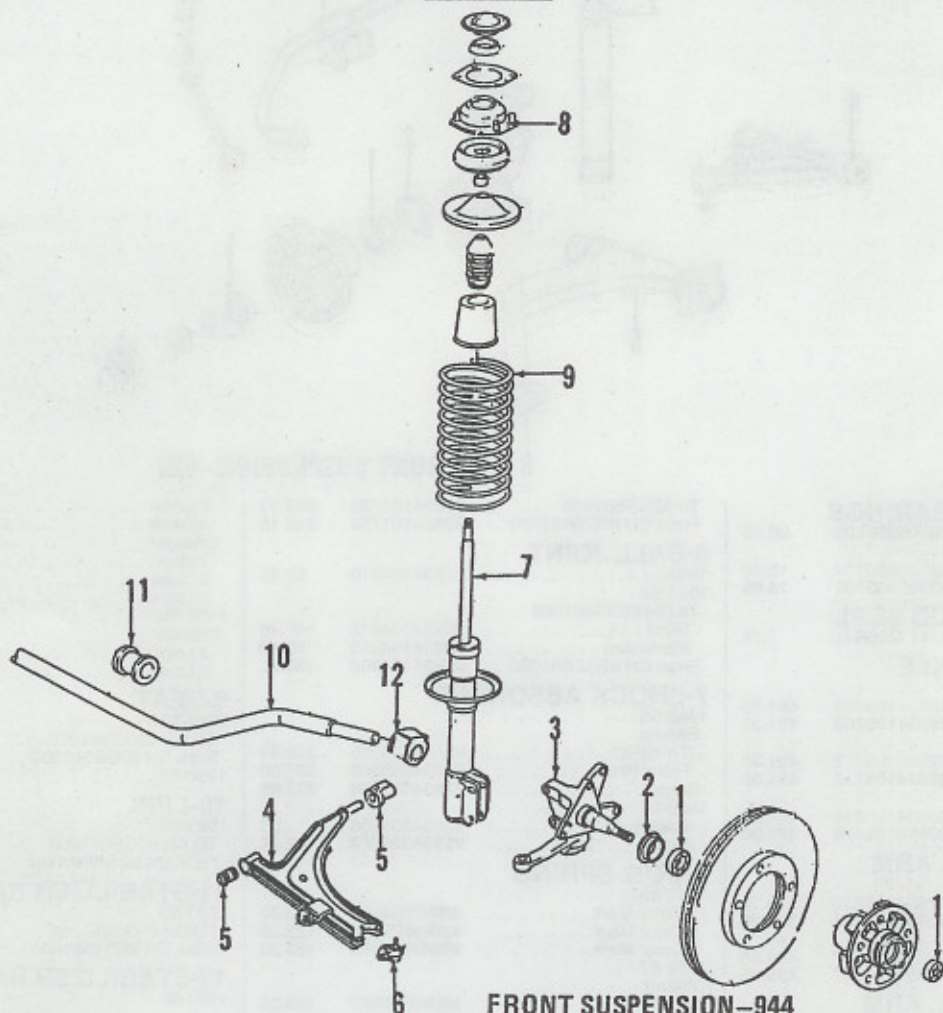
FRONT SUSPENSION - 944- Time Cont'd

Stabilizer Bar, Renew	13
Stabilizer Bar Bushings, Renew	14
1-WHEEL ALIGNMENT (B)	
1983-89	1.7
2-TOE-IN, ADJUST (B)	
1983-89	0.6
3-SUSPENSION OVERHAUL (B)	
One Side	4.0
4-WHEEL BEARINGS, RENEW (B)	
One Side (0.8)	1.3
Both Sides (1.5)	2.5
5-FRONT HUB SEAL, RENEW (B)	
One Side	1.3
Both Sides	2.5
6-KNUCKLE, RENEW (B)	
<i>Does Not Include: Alignment.</i>	

One (0.8)	1.3
Both (1.4)	2.4
7-LOWER CONTROL ARM, RENEW (B)	
<i>Does Not Include: Alignment.</i>	
One (0.7)	1.2
Both (1.2)	2.2
8-LOWER BALL JOINT, RENEW (B)	
<i>Does Not Include: Alignment.</i>	
One (0.4)	0.7
Both (0.6)	1.1
9-SHOCK ABSORBER, RENEW (C)	
<i>After Strut Is Removed.</i>	
One (0.3)	0.5
Both (0.6)	1.0
10-MACPHERSON STRUT, RENEW (B)	
<i>Does Not Include: Alignment.</i>	

One (0.5)	0.9
Both (0.8)	1.6
11-COIL SPRING, RENEW (B)	
<i>After Strut Is Removed.</i>	
One (0.4)	0.7
Both (0.7)	1.2
12-FRONT AXLE SUPPORT, R&R OR RENEW (B)	
<i>Does Not Include: Alignment.</i>	
1983-87 (3.3)	4.3
1988-89 (1.9)	2.9
13-STABILIZER BAR, RENEW (C)	
1983-89 (0.6)	1.1
14-STABILIZER BAR BUSHINGS, RENEW (C)	
One (0.3)	0.5
Both (0.4)	0.7

Parts



FRONT SUSPENSION-944

1-FRONT WHEEL BEARINGS

Inner		
1983-86	99905909800	15.25
1987-89	99905906100	20.25
Outer		
1983-86	99905906500	12.20
1987-89	99905908901	15.85

2-FRONT WHEEL HUB SEAL

1983-89	477405641	7.75
---------	-----------	------

3-KNUCKLE

1983-84		
Right	477407312L	667.70
Left	477407311L	667.70

1985-86			
Right			
W/O Turbo	477407312L	667.70	
W/Turbo	95134165601	765.70	
Left			
W/O Turbo	477407311N	667.70	
W/Turbo	95134165601	765.70	
1987-89			
Right			
W/O Turbo	94434185606	402.25	
W/Turbo	95134165605	402.25	
Left			
W/O Turbo	94434185506	402.25	
W/Turbo	95134135505	.00	

4-LOWER CONTROL ARM

1983-84	171407153D	51.65
1985-86		
Right	95134102800	347.55
Left	95134102700	347.55
1987-89		
Right	95134102802	371.45
Left	95134102702	371.45

5-LOWER CONTROL ARM BUSHING

Front

(CONTINUED)

FRONT SUSPENSION - 944- Parts Cont'd

1983-84	171407182D	5.35
1985-89, Part Of Item 4		
Rear		
1983-84	477407181A	23.95
1985-89	95134102300	33.30

6-LOWER BALL JOINT

1983-84	171407365G	24.90
1985-89, Part Of Item 4		

7-STRUT

1983-84		
W/O Koni		
Right	94434303212	199.55
Left	94434303112	199.55
W/Koni		
Right	94434303211	437.15
Left	94434303111	384.80
1985-86		
W/O Koni		
Right		
W/O Turbo	94434303212	199.55
W/Turbo	95134303201	183.60
Left		
W/O Turbo	94434303112	199.55
W/Turbo	95134303101	183.60
W/Koni		

Right		
W/O Turbo	94434303211	437.15
W/Turbo	95134303202	385.50
Left		
W/O Turbo	94434303111	384.80
W/Turbo	95134303102	385.50
1987-89		
Right		
W/O Turbo	94434303217	165.35
W/Turbo	95134303205	176.55
Left		
W/O Turbo	94434303117	158.99
W/Turbo	95134303105	183.60

8-FLANGE

1983-86	477412345	27.85
1987-89	95134301803	103.25

9-COIL SPRING

1983-86		
W/O Turbo		
1 Color Mark	4774111050952	81.75
2 Color Mark	4774111050952	81.75
3 Color Mark	4774111050952	81.75
W/Turbo	95134353101	29.75
1987-89		
W/O Turbo		
1 Line	95134353100901	46.99
2 Line	95134353100902	46.99

3 Line	95134353100903	46.99
W/Turbo		
1 Line	95134353101101	44.95
2 Line	95134353101102	44.95
3 Line	95134353101103	44.95

10-STABILIZER BAR

1983-84	94434370600	150.10
1985-89		
W/O HD		
20 MM	94434370700	75.50
23 MM	94434370600	150.10
24 MM	94434370602	162.99
25 MM	94434370604	175.85
W/HD	94434370605	402.75

11-STABILIZER BAR BUSHING

1983-84	477411053N	3.20
1985-89		
W/O HD		
20 MM	477411053G	3.20
23 MM	477411053J	2.85
24 MM	477411053K	15.90
25 MM	95134379402	4.35
W/HD	95134379404	36.15

12-STABILIZER BAR BUSHING

1983-84	171411314A	2.35
1985-89	95134379300	20.60

(GROUP 14)

MANUAL STEERING

(GROUP 14)

Time

OPERATION INDEX

Outer Tie Rod, Renew	1
Inner Tie Rod Boot, Renew	2
Inner Tie Rod, Renew	3
Steering Gear, R&R Or Renew	4
Steering Gear, R&R & Overhaul	5
Steering Column Assy, R&R Or Renew	6
Steering Column Shaft, Renew	7
Steering Column Shaft Bearings, Renew	8
Steering Column Shaft Flex Joint, Renew	9

1-OUTER TIE ROD, RENEW (B)

Does Not Include: Adjust Toe-In.	
Each Side (0.3)	0.5

2-INNER TIE ROD BOOT, RENEW (B)

Does Not Include: Adjust Toe-In.	
One Side (0.7)	1.0
Both Sides (1.0)	1.5

3-INNER TIE ROD, RENEW (B)

After Steering Gear Is Removed.	
One Side (0.3)	0.5
Both Sides (0.6)	1.0

4-STEERING GEAR, R&R & RENEW (B)

Does Not Include: Adjust Toe-In.	
911, Exc (1.5)	2.0
AC (1.7)	2.3
924, 944 (0.9)	1.4

5-STEERING GEAR, R&R & OVERHAUL (A)

Does Not Include: Adjust Toe-In.	
911, Exc	3.0
AC	3.3
924, 944	2.4

6-STEERING COLUMN SHAFT ASSY, R&R OR RENEW (B)

911 (3.4)	4.4
924, 944 (2.0)	3.0

7-STEERING COLUMN SHAFT, RENEW (B)

911 (1.7)	2.3
-----------	-----

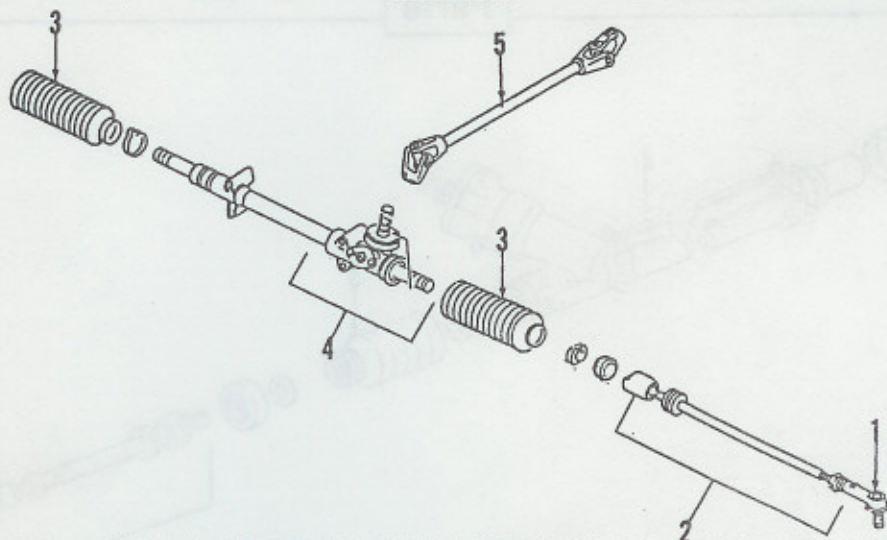
8-STEERING COLUMN SHAFT BEARINGS, RENEW (B)

Includes: R&R Steering Column Assy.	
911 (4.1)	5.1
924, 944 (0.9)	1.4

9-STEERING COLUMN SHAFT FLEX JOINT, RENEW (B)

911	
Upper (0.7)	1.2
Lower (0.5)	1.0
924, 944 (1.1)	1.6

Parts



Parts

1-TIE ROD END

911		
1983-84		
W/O Turbo	91134703100	78.95
W/Turbo	93034732200	32.55
1985-89		
W/O Turbo	91134732204	35.30
W/Turbo	93034732200	32.55
924		
1986-88	94434733301	34.05
944		
1983-89	94434733301	34.05

2-TIE ROD ASSEMBLY

911		
-----	--	--

W/O Turbo	91134703100	78.95
W/Turbo	93034703101	82.80
924		
1986-88	94434703301	72.45
944		
1983-86	94434703301	72.45
1987-89	94434703303	111.95

3-TIE ROD BOOT

911		
W/O Turbo	90134719102	10.80
W/Turbo	93034719102	11.40
924, 944		
Right	171419832C	6.85
Left	171419831C	8.30

4-STEERING GEAR

911		
W/O Turbo	91434701005	349.55
W/Turbo	93034701000	381.05
924		
1986-88	94434701100	575.25
944		
1983-89	94434701100	575.25

5-STEERING GEAR COUPLER

911		
1983-89	93034702500	70.05
924		
1986-88	94434702701	239.30
944		
1983-89	94434702701	239.30

(GROUP 14)

POWER STEERING

(GROUP 14)

Time

OPERATION INDEX

Outer Tie Rod, Renew	1
Inner Tie Rod Boot, Renew	2
Inner Tie Rod, Renew	3
Steering Gear, R&R Or Renew	4
Steering Gear, R&R & Overhaul	5
Steering Column Assy, R&R Or Renew	6
Steering Column Shaft, Renew	7
Steering Column Shaft Bearings, Renew	8
Steering Column Shaft Flex Joint, Renew	9
Power Steering Pump, R&R Or Renew	10
Power Steering Pump Belt, Adjust Or Renew	11
Power Steering Hoses, Renew	12

1-OUTER TIE ROD, RENEW (B)

Does Not Include: Adjust Toe-In.	
Each Side (0.3)	0.5

2-INNER TIE ROD BOOT, RENEW (B)

Does Not Include: Adjust Toe-In.	
One Side (0.7)	1.0
Both Sides (1.0)	1.5

3-INNER TIE ROD, RENEW (B)

After Steering Gear Is Removed.	
One Side (0.3)	0.5
Both Sides (0.6)	1.0

4-STEERING GEAR, R&R & RENEW (B)

Does Not Include: Adjust Toe-In.

928	
1983-87 (1.6)	2.6
1988-89 (1.9)	2.9
924, 944 (2.6)	3.6

5-STEERING GEAR, R&R & OVERHAUL (A)

Does Not Include: Adjust Toe-In.

928	
1983-87	3.6
1988-89	3.9
924, 944	4.6

6-STEERING COLUMN SHAFT ASSY, R&R OR RENEW (B)

928 (2.8)	3.8
924, 944 (2.0)	3.0

7-STEERING COLUMN SHAFT, RENEW (B)

928	3.3
924, 944	2.5

8-STEERING COLUMN SHAFT BEARINGS, RENEW (B)

Includes: R&R Steering Column Assy.

928	2.2
924, 944 (0.9)	1.4

9-STEERING COLUMN SHAFT FLEX JOINT, RENEW (B)

928 (2.8)	3.3
924, 944 (1.1)	1.6

10-POWER STEERING PUMP, R&R OR RENEW (B)

928	
1983-87 (1.3)	1.8
1988-89 (1.5)	2.0
924, 944 (1.1)	1.6

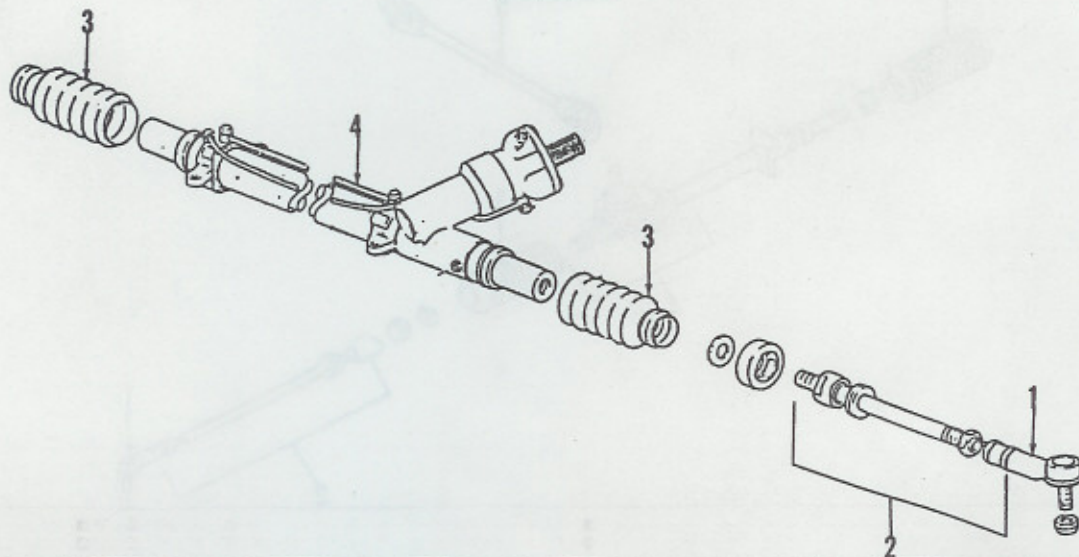
11-POWER STEERING PUMP BELT, ADJUST OR RENEW (C)

See Maintenance & Lubrication.

12-POWER STEERING HOSES, RENEW (B)

928	
Each	
1983-87 (0.7)	1.2
1988-89 (1.0)	1.5
924, 944	
Pressure (1.0)	1.5
Return (1.2)	1.7

Parts



Parts

NON-ILLUSTRATED PARTS

POWER STEERING PUMP

928		
1983-84	92834743105	483.29
1985-89	92834708900	374.68
924, 944		
1983-88	94434743203	328.85
1989		
W/Turbo	94434743203	328.85
W/O Turbo	94434743204	342.04

POWER STEERING PUMP REPAIR KIT

928		
1983-84	92834792100	17.20
1985-89	92834792101	11.35

P/S HOSES PRESSURE

928		
1983-84	92834744702	147.60
1985-89	92834744705	123.85

924, 944		
1983-84	94434744700	159.50
1985-89	94434744701	159.50

RETURN

928		
1983-86	92834744906	91.65
1987-89	92834744907	71.65
924, 944		
1983-84		
Short	94434744901	53.95
Long	94434745900	91.85
1985-89		
Short	94434744906	98.18
Long		
924	94434745905	104.90
944	94434745903	122.70

STEERING COLUMN FLANGE

928		
1983-89	92834702103	93.70
924, 944	94434702702	239.30

ILLUSTRATED PARTS

1-OUTER TIE ROD

928

To CH 92GS861000	92834732201	34.60
From CH 92GS861000	92834732202	38.99
924, 944	94434733300	43.60

2-TIE ROD ASSEMBLY

928		
1983-89		
To CH 92GS861000	92834703101	82.80
From CH 92GS861000	92834703107	106.05
924	94434703320	110.20
944		
1983-86	94434703320	110.20
1987-89	94434703323	110.75

3-TIE ROD BOOT

928	92834719103	14.35
924, 944	171419831C	8.30

4-STEERING GEAR

928	92834701024	1437.05
924, 944		
1983-84	94434701121	1492.66
1985-89	94434701122	1492.66

(GROUP 16)

REAR SUSPENSION - 911

(GROUP 16)

Time

OPERATION INDEX

Rear Wheel Alignment	1
Shock Absorber, Renew	2
Rear Wheel Bearings, Renew	3
Control Arm, Renew	4
Control Arm Bushings, Renew	5
Torsion Bar, Renew	6
Axle Shaft, R&R Or Renew	7
Axle Shaft Boots, Renew	8
Axle Shaft C.V Joints, Renew	9
Stabilizer Bar, Renew	10
Stabilizer Bar Bushings, Renew	11

1-REAR WHEEL ALIGNMENT (B)

1983-89	1.2
---------	-----

2-SHOCK ABSORBER, RENEW (C)

One, Exc (0.3)	0.6
Turbo (0.6)	0.9
Both, Exc (0.5)	1.0
Turbo (0.8)	1.3

3-REAR WHEEL BEARINGS, RENEW (B)

One Side, Exc (1.3)	1.8
Turbo (1.8)	2.3
Both Sides, Exc (2.6)	3.6
Turbo (3.6)	4.6

4-CONTROL ARM, RENEW (B)

One Side, Exc (1.4)	1.9
Turbo (2.9)	3.4
Both Sides, Exc (2.4)	3.4
Turbo (5.8)	6.8

5-CONTROL ARM BUSHINGS, RENEW (B)

After Control Arm Is Removed.	
Each Side (0.2)	0.4

6-TORSION BAR, RENEW (B)

One (1.8)	2.3
Both (3.3)	4.3

7-AXLE SHAFT, R&R OR RENEW (B)

One (0.6)	1.0
Both (1.0)	2.0

8-AXLE SHAFT BOOTS, RENEW (B)

After Axle Shaft Is Removed.	
One Shaft (0.5)	0.8
Both Shafts (1.0)	1.5

9-AXLE SHAFT C.V. JOINTS, RENEW (B)

After Axle Shaft Is Removed.	
Each (0.4)	0.7

10-STABILIZER BAR, RENEW (C)

1983-89 (0.4)	0.7
---------------	-----

11-STABILIZER BAR BUSHINGS, RENEW (C)

After Stabilizer Bar Is Removed.	
1983-89 (0.3)	0.5

Parts

1-SHOCK ABSORBER

1983		
Woodhead	91133305104	118.99
Boge	91133305104	118.99
Bilstein	91133305142	149.90
1984		
Boge	91133305105	118.99
Bilstein	91133305149	191.90
1985		
Boge		
W/O HD	91133305105	118.99
W/HD	91133305107	144.15
Bilstein	91133305149	191.90
1986-88		
Boge		
W/O HD	91133305106	144.15
W/HD	91133305107	144.15
Bilstein	91133305149	191.90
1989		
Boge		
W/O HD	91133305106	144.15
W/HD	91133305107	144.15
Bilstein	91133305159	191.90

2-CONTROL ARM

1983-89		
W/O Turbo		
Right	91133151406	561.65

Left	91133151306	561.65
W/Turbo		
Right	93033151205	1014.10
Left	93033151105	1014.10

3-CONTROL ARM BUSHING

1983-89	90133105900	15.30
---------	-------------	-------

4-SEAL

1983-89	99911323540	15.05
---------	-------------	-------

5-BEARING

1983-89	99905905600	29.45
---------	-------------	-------

6-SPACER

1983-89	93033160900	74.25
---------	-------------	-------

7-BEARING

1983-89	99905904700	33.55
---------	-------------	-------

8-SEAL

1983-89	99911321840	18.80
---------	-------------	-------

9-COVER

1983-89	91133156130	6.55
---------	-------------	------

10-BEARING

1983-89	99905302000	60.45
---------	-------------	-------

11-TORSION BAR

1983-85

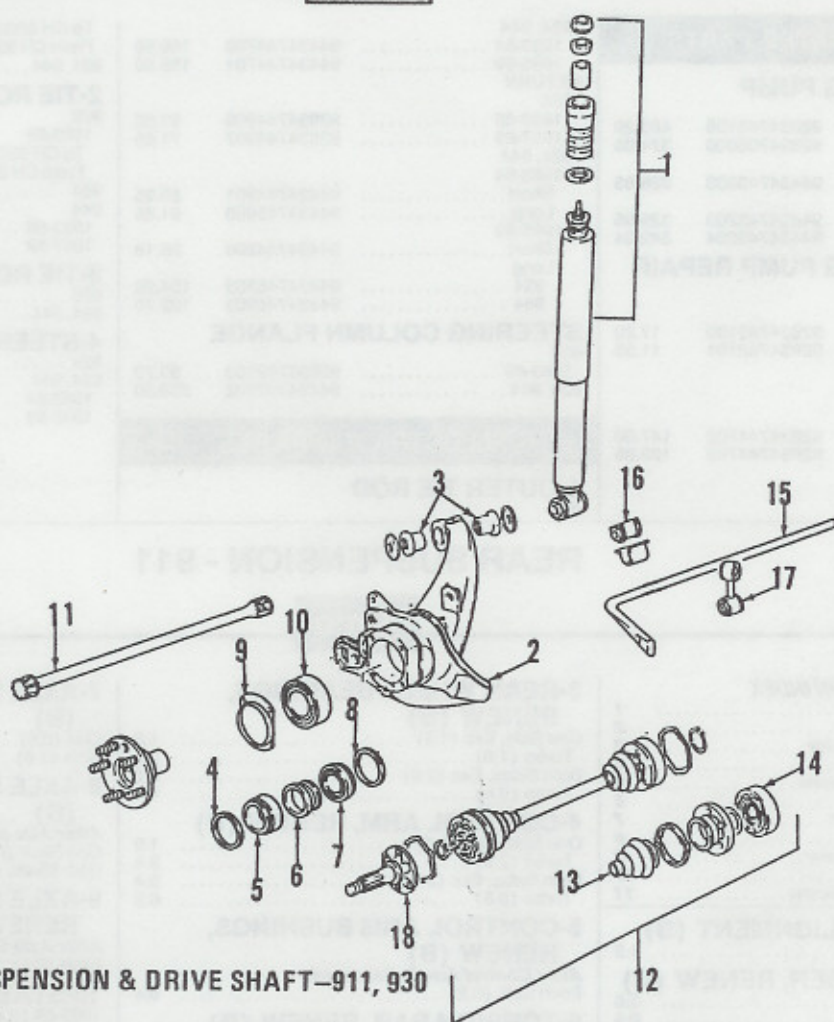
W/O Turbo		
Right	91133310209	98.35
Left	91133310109	98.35
W/Turbo		
Right	91133310203	126.20
Left	91133310103	126.20
1986		
W/O Turbo		
Right	91133310212	113.15
Left	91133310112	98.35
W/Turbo		
Right	91133310203	126.20
Left	91133310103	126.20
1987-89		
W/O Turbo		
Right	91133311600	98.80
Left	91133311500	98.80
W/Turbo		
Right	93033311600	.05
Left	93033311500	.05

12-AXLE SHAFT

1983		
W/O Turbo		
Manual Trans	92333203302	342.65
Auto Trans	91133203308	385.40

(CONTINUED)

Parts



REAR SUSPENSION & DRIVE SHAFT-911, 930

REAR SUSPENSION - 911- Parts Cont'd

W/Turbo	93033203700	408.70
1984		
W/O Turbo	92333203302	342.65
W/Turbo	93033203700	408.70
1985-89		
W/O Turbo	91133202414	352.20
W/Turbo	93033203704	420.95

13-BOOT

1983-86		
W/O Turbo	92333203700	24.50
W/Turbo	90133229312	8.95
1987-89		
W/O Turbo	92833229302	.00
W/Turbo	90133229312	8.95

14-C.V. JOINT

1983

W/O Turbo			
Manual Trans	92333203200	106.70	
Auto Trans	91133203202	135.60	
W/Turbo	93033203400	140.45	
1984-89			
W/O Turbo	92333203200	106.70	
W/Turbo	93033203400	140.45	

15-STABILIZER BAR

1984-86		
18 MM		
W/O Turbo	91133370107	103.05
W/Turbo	93033370123	106.30
20 MM	93033370125	113.70
21 MM	91133370110	106.20
1987-89		
20 MM	93033370125	113.70
21 MM	91133370111	106.20

16-STABILIZER BAR BUSHING

1983-89		
18 MM	477411313B	4.55
20 MM	477411313C	4.75
21 MM	477411313D	4.75

17-LINK

Right	93033307200	50.35
Left	93033307100	50.35

18-SHAFT

1983-84		
W/O Turbo		
Manual Trans	92333223201	133.50
Auto Trans	90133223200	133.50
W/Turbo	93033223200	134.15
1985-88	93033223204	91.40
1989	93033223205	91.40

(GROUP 16)

REAR SUSPENSION - 924 & 944

(GROUP 16)

Time

OPERATION INDEX

Rear Wheel Alignment	1
Shock Absorber, Renew	2
Rear Wheel Bearings, Renew	3
Control Arm, Renew	4
Control Arm Bushings, Renew	5
Torsion Bar, Renew	6
Axle Shaft, R&R Or Renew	7
Axle Shaft Boots, Renew	8
Axle Shaft C.V. Joints, Renew	9

Stabilizer Bar, Renew	10
Stabilizer Bar Bushings, Renew	11

1-REAR WHEEL ALIGNMENT (B)	
1983-89	1.2
2-SHOCK ABSORBER, RENEW (C)	
One (0.3)	0.5
Both (0.6)	1.0

3-REAR WHEEL BEARINGS, RENEW (B)

One Side (2.5)	3.0
Both Sides (4.8)	5.8

4-CONTROL ARM, RENEW (B)

One Side (1.5)	2.0
Both Sides (2.8)	3.8

(CONTINUED)

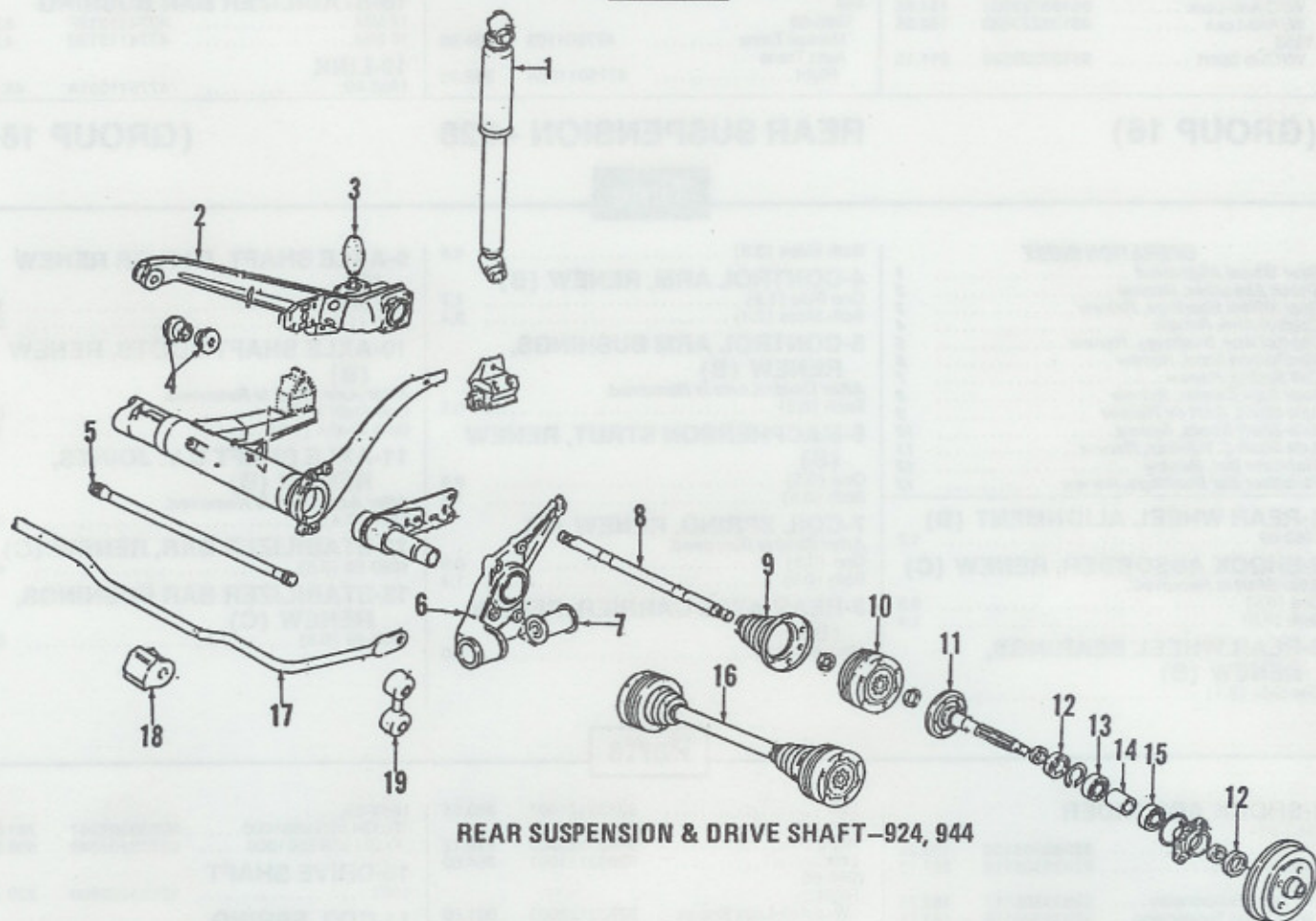
REAR SUSPENSION - 924 & 944 - Time Cont'd

5-CONTROL ARM BUSHINGS, RENEW (B) <i>After Control Arm Is Removed.</i>	
Each (0.3)	0.5
6-TORSION BAR, RENEW (B)	
One (4.8)	5.8

Both (5.3)	7.8
7-AXLE SHAFT, R&R OR RENEW (B)	
One (0.6)	0.9
Both (1.0)	1.5
8-AXLE SHAFT BOOTS, RENEW (B) <i>After Axle Shaft Is Removed.</i>	
One Shaft (0.5)	0.8
Both Shafts (1.0)	1.5

9-AXLE SHAFT C.V. JOINTS, RENEW (B) <i>After Axle Shaft Is Removed.</i>	
Each (0.4)	0.7
10-STABILIZER BAR, RENEW (C)	
1983-88 (0.4)	0.7
11-STABILIZER BAR BUSHINGS, RENEW (C)	
1983-88 (0.4)	0.7

Parts



REAR SUSPENSION & DRIVE SHAFT-924, 944

1-SHOCK ABSORBER

924			
1986-88			
F & S Type	95133303205	71.40	
Koni Type	95133303201	153.15	
944			
1983-84			
W/O Koni	477513031H	54.45	
W/Koni	94433303100	158.75	
1985-89			
F & S			
W/O Turbo	95133303205	71.40	
W/Turbo	95133303206	88.40	
Koni			
W/O Turbo	95133303201	153.15	
W/Turbo	95133303206	88.40	

2-CONTROL ARM

924			
1986-88			
Right	95133102202	883.05	
Left	95133102102	883.05	
944			
1983-88			
Right	94433102200	708.10	
Left	94433102100	708.10	
1989			
944/944S			

W/Club Sport

Right	95133102231	632.80
Left	95133102131	765.99
W/Antiblock System		
Right	95133102201	918.35
Left	95133102101	918.35
W/Turbo		
Right	95133102232	632.80
Left	95133102132	632.80

3-RUBBER STOP

1983-84	311501191	4.25
---------------	-----------	------

4-CONTROL ARM BUSHING

1983-88	477501541	16.40
1989, Part Of Item 2		

5-TORSION BAR

924, 944		
1983-85		
Right	311511116D	96.75
Left	311511115D	96.75
1986-88		
Right	361511116C	95.90
Left	361511115C	96.75
1989		
W/Club Sport		
Right	95133310430	144.50
Left	95133310330	144.50

W/O Club Sport

Right	94433311601	133.30
Left	94433311501	133.30
W/Turbo		
Right	95133310430	144.50
Left	95133310330	144.50

6-FLANGE

Right	477501060	208.35
Left	477501059	208.35

7-BUSHING

1983-89	477501069A	50.65
---------------	------------	-------

8-SHAFT

924		
1986-88		
Part of Item 16		
944, Part Of Item 16		

9-BOOT

924		
1986-88	94433190300	29.70
944		
W/O Turbo	94433190300	29.70
W/Turbo	95133190300	48.90

(CONTINUED)

REAR SUSPENSION - 924 & 944- Parts
Cont'd

10-C.V. JOINT

924		
1986-88	94433190100	146.45
944		
W/O Turbo	94433190100	146.45
W/Turbo	95133190100	147.35

11-SHAFT

924	95133223501	134.85
944		
1983-84	477501263	277.85
1985-88		
W/O Anti-Lock	95133223501	134.85
W/Anti-Lock	95133223533	162.55
1989		
W/Club Sport	95133223535	211.15

W/Turbo	95133223535	211.15
Standard	95133223536	167.55
12-SEAL		
1983-84	113501315H	3.99
13-BEARING		
1983-84	113501283	16.75
1985-89	99905302000	60.45
14-SPACER		
1983-84	113501243	13.50
15-BEARING		
1983-84	113501277A	38.30
16-AXLE SHAFT		
924		
1986-88		
Manual Trans	477501103	424.90
Auto Trans		
Right	477501102A	392.35

Left	477501101A	345.40
944		
1985-89		
W/O Turbo		
Manual Trans	94433203801	339.15
Auto Trans		
Right	94433203803	327.50
Left	94433203802	327.50
W/Turbo	95133203803	356.05
17-STABILIZER BAR		
1983-84	477511411A	78.55
1985-89		
14 MM	477511411A	78.55
18 MM	477511413	83.80
18-STABILIZER BAR BUSHING		
14 MM	477411313F	5.85
18 MM	477411313B	4.55
19-LINK		
1983-89	477511051A	45.15

(GROUP 16)

REAR SUSPENSION - 928

(GROUP 16)

Time

OPERATION INDEX

Rear Wheel Alignment	1
Shock Absorber, Renew	2
Rear Wheel Bearings, Renew	3
Control Arm, Renew	4
Control Arm Bushings, Renew	5
MacPherson Strut, Renew	6
Coil Spring, Renew	7
Rear Axle Carrier, Renew	8
Axle Shaft, R&R Or Renew	9
Axle Shaft Boots, Renew	10
Axle Shaft C.V Joints, Renew	11
Stabilizer Bar, Renew	12
Stabilizer Bar Bushings, Renew	13

1-REAR WHEEL ALIGNMENT (B)	
1983-89	1.2
2-SHOCK ABSORBER, RENEW (C)	
After Strut Is Removed.	
One (0.5)	0.8
Both (0.9)	1.4
3-REAR WHEEL BEARINGS, RENEW (B)	
One Side (2.1)	2.6

Both Sides (3.8)	4.8
4-CONTROL ARM, RENEW (B)	
One Side (1.2)	1.7
Both Sides (2.4)	3.4
5-CONTROL ARM BUSHINGS, RENEW (B)	
After Control Arm Is Removed.	
Each (0.3)	0.5
6-MACPHERSON STRUT, RENEW (B)	
One (0.5)	0.8
Both (0.9)	1.4
7-COIL SPRING, RENEW (B)	
After Strut Is Removed.	
One (0.5)	0.8
Both (0.9)	1.4
8-REAR AXLE CARRIER, RENEW (B)	
1983-89 (4.0)	6.0

9-AXLE SHAFT, R&R OR RENEW (B)	
One (0.8)	1.3
Both (1.2)	2.2
10-AXLE SHAFT BOOTS, RENEW (B)	
After Axle Shaft Is Removed.	
One Shaft (0.5)	0.8
Both Shafts (1.0)	1.5
11-AXLE SHAFT C.V. JOINTS, RENEW (B)	
After Axle Shaft Is Removed.	
Each (0.4)	0.6
12-STABILIZER BAR, RENEW (C)	
1983-89 (3.5)	4.5
13-STABILIZER BAR BUSHINGS, RENEW (C)	
1983-89 (0.5)	0.7

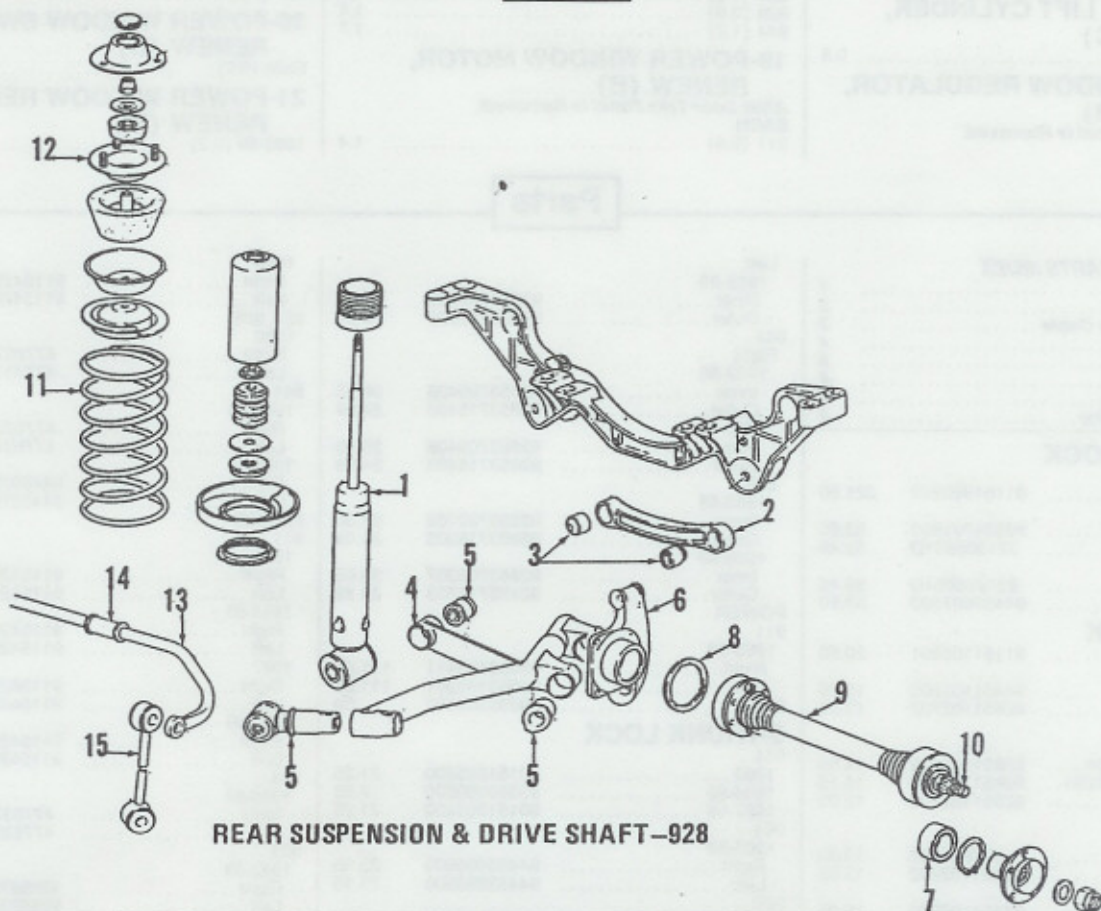
Parts

1-SHOCK ABSORBER		
1983-86		
Boge	92833305108	186.99
Bilstein	92833305112	227.10
1989		
W/Sport Suspension	92833305117	182.75
W/O Sport Suspension	92833305116	182.75
2-UPPER CONTROL ARM		
1983-89	92833110102	34.95
3-UPPER CONTROL ARM BUSHING		
1983-89	92833108902	17.85
4-LOWER CONTROL ARM		
1983-89		
Right	92833104406	709.85
Left	92833104306	709.85
5-LOWER CONTROL ARM BUSHING		
Front	92833108500	140.60
Rear	92833158810	28.20
Outside	92833158813	22.35
6-CARRIER		
1983		
Right	92833122007	380.55

Left	92833121907	380.55
1984		
Right	92833122900	218.12
Left	92833121901	364.60
1985-86		
Right		
W/o Anti-Lock Brakes	92833122003	601.60
W/Anti-Lock Brakes		
To CH 92GS860999	92833122004	442.10
Fr Ch 92GS861000	92833122006	456.95
Left		
W/O Anti-Lock Brakes	92833121903	518.45
W/Anti-Lock Brakes		
To CH 92GS860999	92833121904	442.10
Fr CH 92GS861000	92833121906	456.95
1987-88		
Right	92833122006	456.95
Left	92833121906	456.95
1989		
Right	92833122008	456.95
Left	92833121906	456.95
7-BEARING		
1983-89	92833158300	95.40
8-GASKET		
1983-89	93033229700	5.75
9-AXLE SHAFT		
1983-84	92833203330	707.45

1985-89		
To CH 92GS861000	92833203341	791.65
Fr CH 92GS861000	92833203343	508.20
10-DRIVE SHAFT		
1983	92833202603	239.70
11-COIL SPRING		
1983-89		
Yellow Marked	92833353112	.00
Blue Marked		
1 Color Line	92833353114301	.00
2 Color Line	92833353114302	126.05
3 Color Line	92833353114303	.00
12-PLATE		
1983-89	92833306400	37.70
13-STABILIZER BAR		
1983-89	92833370134	246.95
14-STABILIZER BAR BUSHING		
1983-89	92833375426	7.45
15-LINK		
1983-89		
Right	92833306001	30.05
Left	92833305901	45.30

Parts



REAR SUSPENSION & DRIVE SHAFT-928

(GROUP 17)

BODY HARDWARE

(GROUP 17)

Time

OPERATION INDEX

Ignition Lock Cylinder, Renew	1
Door Lock Cylinder, Renew	2
Liftgate Lock Cylinder, Renew	3
Glove Compartment Lock Cylinder, Renew	4
Console Lock Cylinder, Renew	5
Hood Latch, Renew	6
Hood Latch Release Cable, Renew	7
Door Latch, Renew	8
Power Door Lock Actuator, Renew	9
Power Door Lock Switch, Renew	10
Power Door Lock Relay, Renew	11
Door Striker, Renew	12
Liftgate Latch, Renew	13
Power Liftgate Lock Solenoid, Renew	14
Power Liftgate Lock Switch, Renew	15
Liftgate Striker, Renew	16
Liftgate Lift Cylinder, Renew	17
Door Window Regulator, Renew	18
Power Window Motor, Renew	19
Power Window Switch, Renew	20
Power Window Relay, Renew	21

1-IGNITION LOCK CYLINDER, RENEW (B)

911 (0.8)	1.1
924 (0.9)	1.2
928 (1.4)	1.7
944 (0.9)	1.2

2-DOOR LOCK CYLINDER, RENEW (B)

911 (1.1)	1.4
924 (0.2)	0.4
928 (0.4)	0.7
944 (0.2)	0.4

3-LIFTGATE LOCK CYLINDER, RENEW (B)

924 (0.2)	0.4
928 (0.4)	0.7
944 (0.2)	0.4

4-GLOVE COMPARTMENT LOCK CYLINDER, RENEW (C)

1983-89 (0.5)	0.8
---------------	-----

5-CONSOLE LOCK CYLINDER, RENEW (C)

1983-89	0.3
---------	-----

6-HOOD LATCH, RENEW (B)

911 (0.7)	1.0
924 (0.6)	0.9
928 (0.3)	0.5
944 (0.6)	0.9

7-HOOD LATCH RELEASE CABLE, RENEW (B)

911 (0.3)	0.5
924 (0.5)	0.8
928 (2.3)	2.8
944, Exc (0.5)	0.8
944S (1.0)	1.5
Turbo (1.3)	1.8

8-DOOR LATCH, RENEW (B)

EACH	
911 (1.5)	2.0
924 (0.9)	1.4
928 (1.0)	1.5
944 (0.3)	0.5

9-POWER DOOR LOCK ACTUATOR, RENEW (B)

Each (1.1)	1.6
------------	-----

10-POWER DOOR LOCK SWITCH, RENEW (B)

Each (0.6)	0.9
------------	-----

11-POWER DOOR LOCK RELAY, RENEW (B)

1983-89	0.3
---------	-----

12-DOOR STRIKER, RENEW (C)

Each (0.2)	0.3
------------	-----

13-LIFTGATE LATCH, RENEW (B)

924 (0.7)	1.0
928 (0.4)	0.7
944 (0.7)	1.0

14-POWER LIFTGATE LOCK SOLENOID, RENEW (B)

1983-89 (0.2)	0.4
---------------	-----

15-POWER LIFTGATE LOCK SWITCH, RENEW (B)

1983-89 (0.2)	0.3
---------------	-----

16-LIFTGATE STRIKER, RENEW (C)

1983-89 (0.2)	0.2
---------------	-----

(CONTINUED)

BODY HARDWARE- Time Cont'd

17-LIFTGATE LIFT CYLINDER, RENEW (C)	
Each (0.3)	0.5
18-DOOR WINDOW REGULATOR, RENEW (B)	
After Door Trim Panel Is Removed.	

EACH		
911 (0.9)	1.4	
924 (1.2)	1.7	
928 (0.9)	1.4	
944 (1.2)	1.7	
19-POWER WINDOW MOTOR, RENEW (B)		
After Door Trim Panel Is Removed.		
EACH		
911 (0.9)	1.4	

924 (1.2)	1.7	
928 (0.9)	1.4	
944 (1.2)	1.7	
20-POWER WINDOW SWITCH, RENEW (B)		
Each (0.2)	0.3	
21-POWER WINDOW RELAY, RENEW (B)		
1983-89 (0.2)	0.3	

Parts

PARTS INDEX

Ignition Lock	1
Hood Lock	2
Hood Lock Release Cable	3
Door Lock	4
Trunk Lock	5
Trunk Lid Striker	6
Window Regulator	7
Power Window Motor	8

1-IGNITION LOCK

911		
1984-89	91161390202	221.50
928		
1983-89	92834791500	53.65
924	321905851D	59.45
944		
1983-84	321905851D	59.45
1985-89	94453807500	32.90

2-HOOD LOCK

911	91151105201	20.50
924		
Upper	94451102900	15.25
Lower	92851102702	13.05
928		
Upper		
To CH 92FS861284	92851102902	14.55
From CH 92FS861284	92851102903	16.15
Lower	92851102702	13.05
944		
1983-84		
Upper	477823507	13.30
Lower	92851102702	13.05
1985-89		
Upper	94451102900	15.25
Lower	92851102702	13.05

3-HOOD LOCK RELEASE CABLE

911		
1984-85	91151107101	10.85
1986-89	91151103700	12.25
924		
1986-88	94451103700	8.30
928		
1983-89	92851103704	18.10
944		
1983	477823531A	18.40
1984-89	94451103700	8.30

4-DOOR LOCK MANUAL

911		
1983-89		
Right	91153105409	103.70
Left	91153105310	107.25
924		
1986-88		
Right	92853705406	36.75
Left	92853790703	67.30
928		
Right		
1983-89		
Inner	92853705405	35.50
Outer	92853715403	24.99

Left		
1983-89		
Inner	92853790703	67.30
Outer	92853715303	24.99
944		
Right		
1983-85		
Inner	92853705406	36.75
Outer	92853715403	24.99
1986-89		
Inner	92853705408	39.40
Outer	92853715403	24.99
Left		
1983-85		
Inner	92853790703	67.30
Outer	92853715303	24.99
1986-89		
Inner	92853705307	36.65
Outer	92853715303	24.99

POWER

911		
1983-89		
Right	93053105411	111.85
Left	93053105301	111.85
928	9285308002	.00

5-TRUNK LOCK

911		
1983	90151205200	21.25
1984-86	93000000200	7.65
1987-89	90151205200	21.25
924		
1986-88		
Right	94453805600	23.35
Left	94453805500	23.35
928		
Upper		
Lower	92851290302	80.55
944		
1983	92851205503	34.40
1984-89	92851205520	59.05

6-TRUNK LID STRIKER

911		
1984-89		
W/O Turbo	90151205120	9.70
W/Turbo	93051205200	14.20
924		
1986-88	94453854700	3.55
944		
1983-84	477898082	31.55
1985-89	94453854700	3.55

7-WINDOW REGULATOR MANUAL

911		
1983		
Right	91154293003	88.20
Left	91154292903	88.20
1984-85		
Right	91154293644	121.55
Left	91154293544	121.55

1986		
Right	91154293628	97.00
Left	91154293528	97.00
924, 928		
1983		
Right	477837442A	66.90
Left	477837441A	66.90
944		
1983-84		
Right	477837442A	66.90
Left	477837441A	66.90
1985-86		
Right	94453704200	60.70
Left	94453704100	58.05

POWER

911		
1983		
Right	91154200426	355.75
Left	91154293528	97.00
1984-85		
Right	91154293628	97.00
Left	91154293528	97.00
1987		
Right	91154293644	121.55
Left	91154293544	121.55
1988-89		
Right	91154293645	121.55
Left	91154293545	121.55

924		
1986-88		
Right	477837392C	171.55
Left	477837391C	211.15
928		
1983-89		
Right	92853707605	311.40
Left	92853707505	311.40
944		
1983-89		
Right	477837392C	171.55
Left	477837391C	211.15

8-POWER WINDOW MOTOR

911		
1984-87		
Right		
W/O Coupe	91162401441	163.55
W/Coupe	91162401401	176.10
W/O Coupe	91162401541	163.55
W/Coupe	91162401501	137.60
1988-89		
Right	91162401442	287.05
Left	91162401542	287.05
928		
Includes Transmission		
1983-88		
Right		
To CH 92ES861533	92862401404	192.75
Fr CH 92ES861533	92862401403	242.45
Left		
To CH 92ES861533	92862401304	211.20
Fr CH 92ES861533	92862401303	242.45
924, 944		
Includes Transmission		
Right	477959124A	230.15
Left	477959123A	218.65

(GROUP 18)

ACCESSORIES

(GROUP 18)

Time

OPERATION INDEX

Radio, R&R Or Renew	1
Radio Speaker, Renew	2
Radio Antenna Components, Renew	3
Rear Window Defroster Components, Renew	4
Clock, R&R Or Renew	5
Cruise Control Components, Renew	6
Sunroof Components, Renew	7

Convertible Top Components, Renew	8
1-RADIO, R&R OR RENEW (B)	
911 (0.7)	1.2
924 (0.8)	1.3
928 (1.4)	1.9
944 (0.8)	1.3

2-RADIO SPEAKER, RENEW (B)	
Each (0.9)	1.4

(CONTINUED)

ACCESSORIES- Time Cont'd

3-RADIO ANTENNA COMPONENTS, RENEW (B)

ANTENNA ASSY		
911		
Manual (0.5)	0.8	
Electric (0.8)	1.1	
924		
Manual (0.5)	0.8	
Electric (1.2)	1.5	
928		
Manual (0.5)	0.8	
Electric (0.7)	1.0	
944		
Manual (0.5)	0.8	
Electric (1.2)	1.5	

4-REAR WINDOW DEFROSTER COMPONENTS, RENEW (B)

Switch (0.6)	0.9
Relay (0.3)	0.4

5-CLOCK, R&R OR RENEW (B)

911 (0.2)	0.4
924 (0.6)	0.9
928 (0.3)	0.5
944 (0.6)	0.9

6-CRUISE CONTROL COMPONENTS, RENEW (B)

911	
Actuator (0.5)	0.8
Actuator Cable (0.5)	0.8
Control Unit (0.2)	0.3
Clutch Switch (0.5)	0.8
Control Switch (0.4)	0.7
Engine Speed Relay (0.3)	0.4
924 & 944	
Actuator (0.3)	0.5
Actuator Cable (0.4)	0.7
Control Unit (0.4)	0.7
Clutch Switch (0.2)	0.3
Control Switch (0.5)	0.8
928	
Actuator (0.8)	1.1
Actuator Cable (1.2)	1.5
Control Unit (0.8)	1.1
Clutch Switch (0.2)	0.3
Control Switch (0.7)	1.0

7-SUNROOF COMPONENTS, RENEW (B)

911	
Control Switch (0.3)	0.5
Motor (0.9)	1.2
Cable	

One (1.5)	2.0
Both (2.0)	3.0
924 & 944	
Control Switch (0.2)	0.3
Relay (0.2)	0.3
Microswitch (0.7)	1.0
Motor (0.6)	0.9
Drive Shaft Assembly (0.8)	1.1
928	
Control Switch (0.3)	0.5
Motor (0.5)	0.8
Cable	
One (1.7)	2.2
Both (1.9)	2.9

8-CONVERTIBLE TOP COMPONENTS, RENEW (B)

911	
Switch (0.3)	0.5
Microswitch	
One (0.6)	0.9
Both (0.7)	1.2
Drive Motor (0.8)	1.1
Transmission Assembly	
One (1.2)	1.7
Both (1.5)	2.5
Locking Motor	
One (0.6)	0.9
Both (0.8)	1.3

Parts

PARTS INDEX	
Radio Antenna Components	1
Cruise Control Components	2
Rear Window Defroster Components	3
Clock	4
Convertible Top Components	5

1-RADIO ANTENNA COMPONENTS ANTENNA ASSEMBLY

Manual		
911	91164530104	71.60
924	94464510100	60.70
928	92864503000	84.90
944	94464510100	60.70
Electric		
911	91164503306	179.99
924	94464591100	179.99
928	92864503503	179.99
944	94464591100	179.99

2-CRUISE CONTROL COMPONENTS

SERVO		
911		
1986-89	94461712100	359.55
924		

1986-88	94461702100	269.70
928		
1987-89	92861702104	.00
944		
1983-89	94461702100	269.70
SWITCH		
911		
1986-89	91161310201	48.20
924		
1986-88	47795390400	.00
928		
1983-86	92861712103	356.65
1987-89	92861310106	126.90
944		
1983-85	47795390401C	55.15
1986-89		
W/Headlamp Wash	94461350800	159.95
W/O Headlamp Wash	94461350700	116.65
REGULATOR		
911		
1986-89	94461713200	339.60
924		
1986-88	94461712700	328.15
928		
1983-89	92861712700	405.99
944		
1983-89	94461713200	339.60

CABLE		
911		
1986-89	91161712405	46.35
924		
1986-88	94442302502	49.05
928		
1983-89	92861790100	65.10
944		
1983-89	94442302502	49.05

3-REAR WINDOW DEFROSTER COMPONENTS

SWITCH		
911	91161314800	24.45
924	94461510300	78.35
928	92861310701	29.15
944	94461311700	30.55

4-CLOCK

911	91164170129	122.65
924	94464101502	94.95

5-CONVERTIBLE TOP COMPONENTS

SWITCH		
911	91161362200	18.90
EPQ400		